

Computing today

JUNE 1984
90p

INCORPORATING
**MICRO
COMPUTER**
PRINTOUT
incorporating
BUSINESS MICRO



SEEING THROUGH THE BEEB

Video frame-grabbing peripheral reviewed


- **A Feast of Fantasy:**
Adventures on the
BBC Micro, Commodore 64,
Atari, Spectrum
and Dragon
- **The hard facts**
about Winchester discs

- **For the first time**
anywhere, our CP/M
Directory guides you
through the world's
largest software
selection

Plus

Our usual
features and software
for the home
computer user

Little Brothers should be seen but not heard.



A maxim which eloquently describes the Brother HR-5.

Less than a foot across, it's nonetheless loaded with features.

But there's one thing the HR-5 won't give you. Earache.

For the annoying 'clickety clack' many printers produce is mercifully absent from the HR-5.

Quietly efficient, it delivers high definition dot matrix text over 80 columns at 30 c.p.s.

The HR-5 also has something of an artistic bent.

Being capable of producing uni-directional graph and chart images together with bi-directional text.

It will also hone down characters into a condensed face, or extend them for added emphasis.

Incorporating either a Centronics parallel or RS-232C interface, the HR-5 is compatible with

most home computers and popular software.

Perfectly portable, the battery or mains operated HR-5 weighs less than 4lbs, and has a starting price of only £179.95 (inc. VAT).

Which is really something to shout about.


PLEASE SEND ME MORE DETAILS OF THE REMARKABLE BROTHER HR-5 PRINTER. CT6/84

NAME _____

ADDRESS _____

TEL. NO. _____





CONTENTS

VOL 6 NO 4 JUNE 1984

EDITORIAL & ADVERTISEMENT OFFICE

No. 1, Golden Square, London W1R 3AB.

Telephone 01-437 0626. Telex 8811896.

Editor:

Peter Green

Editorial Assistant:

Jamie Clary

Advertisement Manager:

Jeremy Omellas

Advertisement

Copy Control:

Sue Couchman,

Ann McDermott

Managing Editor:

Ron Harris BSc

Chief Executive:

T.J. Connell

Origination by

Design International.

ABC Member of the Audit Bureau of Circulation

ISSN 0142-7210

Computing Today is normally published on the second Friday in the month preceding cover date. Distributed by: Argus Press Sales & Distribution Ltd, 12-18 Paul Street, London EC2A 4JS. 01-247 8233. Printed by: Alabaster Passmore & Sons Ltd, Maidstone, Kent.

The contents of this publication including all articles, designs, plans, drawings and programs and all copyright and other intellectual property rights therein belong to Argus Specialist Publications Limited. All rights conferred by the Law of Copyright and other intellectual property rights and by virtue of international copyright conventions are specifically reserved to Argus Specialist Publications Limited and any reproduction requires the prior written consent of the Company. © 1984 Argus Specialist Publications Limited.

Subscription rates: UK £13.30 including postage. Airmail and other rates upon application to Computing Today Subscriptions Department, Infonet Ltd, Times House, 179 The Marlowes, Hemel Hempstead, Herts HP1 1BB, England.

Computing Today is constantly on the look-out for well written articles and programs. If you think that your efforts meet our standards, please feel free to submit your work to us for consideration.

All material should be typed. Any programs submitted must be listed (cassette tapes and discs will not be accepted) and should be accompanied by sufficient documentation to enable their implementation. Please enclose an SAE if you want your manuscript returned, all submissions will be acknowledged. Any published work will be paid for.

All work for consideration should be sent to the Editor at our Golden Square address.

NEWS..... 8

The latest news about hardware, software and events in the fields of home and business computing.

ALPHATRONIC PC 14

Another eight-bit microcomputer hits and marketplace. It's cheap, but will it catch on?

SEEING THROUGH THE BEEB 18

Give your BBC Model B the gift of sight with this video add-on from Digihurst.

EASYCODE PART 4 24


The fourth and final part of this series compares our simulated machine code to the real thing.

BEEBUG'S TOOLKIT ... 28

This is not something you get out to repair your micro when the cassette port's blown! It gives extra keywords, and wonderful ones they are too.

HARD AND FAST 32

Those of you who think of Winchester as an English cathedral town had better turn the pages fast and read up on hard discs.



EXTENDING THE 64'S BASIC PART 2 37

In this month's article we give you the whole program that is required to add your own tokenised keywords, and explain how it works.

MICROWRITE ON THE BBC 42

Have some five-fingered fun with keyboard entry by plugging a Quinkey keypad from Microwriter into your BBC Micro.

THE LEECH 46

... and here we find ... this extraordinary creature ... which succours its host Spectrum ... by feeding on life-giving bytes. With apologies to Mr. Attenborough.

INTERRUPTS 51

Stopping your microprocessor from doing its job may seem a strange way to improve its performance, but interrupts are very powerful tools.

BOOK PAGE 54

Our montly round-up of computing titles from the local bookshelves.

FASTER FORTH 57

A cassette-based FORTH is cheap on hardware but expensive of time. If you've a TRS-80 with an Aculab floppy tape, this will help.

HEAVY METAL 60

Definitely one of the larger machines we've had for review lately, the Hitachi MBE 16002 is aimed at businessmen with strong desks.

SEARCH AND REPLACE 64

If you own any Commodore computer, this routine will let you rename any of your variables in a BASIC program automatically.

A FEAST OF FANTASY 68

A smattering of Adventure reviews for a wide variety of home microcomputers.

CP/M DIRECTORY 70

If you're after a business program, here's the place to look.

SOFTWARE CHART 75

What's selling best in the software shops this month.



Micro Choice	4
Next Month's Computing Today ..	13
Photocopies	16
Digital and Micro Electronics	17
Subscriptions	36
Back numbers	41
Orchard Computing	49
Binders	56
64TAPE	67
Microdealer	76
Classified Ads	79
Computamart	81
Advertisers' Index	82

MICRO CHOICE

YOUR COMPUTER BUYER'S GUIDE

£2.25

Summer
1984



Advice and hints on
how to choose
your micro

Over 25 in-depth reviews
of microcomputers and
peripherals including:

Atari 600XL, BBC Micro,
Commodore 64,
Sharp MZ-700, Memotech,
BBC Micro, Electron
printers and more



OUT NOW — ALL THE FACTS
ON COMPUTING HARDWARE




preview

The Key to Spectrum Machine Code Success.

Picturesque's MACHINE CODE SYSTEM is used and recommended by professional software writers, yet the excellent documentation and the friendly, easy-to-use programs have been highly recommended for beginners.

You will only buy one Machine Code System, so buy the best, the one the professionals use.

NEW IMPROVED PROGRAMS — MICRODRIVE COMPATIBLE



ASSEMBLER

Completely self-contained with its own line editor, giving an easy-to-read 40 column tabulated listing. Auto line numbering, line renumbering and auto tabulation make this one of the fastest and easiest Assemblers to use. 5-character label names. Decimal, Hex or ASCII constants. SAVE/LOAD/VERIFY both the listing and Machine Code to cassette/MICRODRIVE/NETWORK. Assemble from cassette or

Microdrive into memory for very large programs. Customise to most Centronics printer interfaces, or RS232 (with Interface 1) for 80 column printout. FAST ASSEMBLY — 1k of code in 7 seconds. Assembler Directives:— ORG, END, DEFB, DEFW, DEFB, EQU, DEFL. (Microdrive and Centronics facilities only operate with 48K machines.)

£8.50

INCL. VAT & P&P.

Programs supplied on cassette with option to save onto Microdrive (cartridge not supplied.)

Existing owners can obtain the new programs by returning the cassette only to Picturesque, along with a cheque/PO for £1.50 per program (inc. VAT & P&P). New cassettes will be supplied by return of post.

Available from the "SPECTRUM" chain of stores, branches of John Menzies and all good computer shops, or by mail order by sending cheque/PO to:

PICTURESQUE, 6 Corkscrew Hill, West Wickham, Kent, BR4 9BB. Send SAE for details.



MONITOR

The ideal tool to help the beginner get started, yet it contains all the commands for the experienced programmer to run and de-bug machine code programs. Inspect and alter memory contents in Hex or ASCII. Breakpoints and full Register display. NOW WITH SINGLE STEPPING through RAM or ROM. Disassemble any part of memory, RAM or ROM. Dec-Hex-Dec number converter. Printer output to ZX

printer or via RS232 (with Interface 1) or customise to most Centronics printer Interfaces. General memory management commands include Hex dump, Insert, Delete, Fill and Move. Can reside in memory with the Assembler (48K machines only) to give a complete Machine Code programming system.

£7.50

INCL. VAT & P&P.

PICTURESQUE
PICTURESQUE
PICTURESQUE

THE FABULOUS CASSETTE

50

FROM **Cascade**

ONLY £9.95
(INC. P&P and VAT)

VALUE that's out of this world

50 GAMES ON ONE CASSETTE

DRAGON BBC A/B Spectrum Apple ATARI ORIC-1 ZX81 VIC-20

It is impossible to tell you everything about the 50 games on CASSETTE 50 but they include many types such as maze, arcade, missile, tactical and logic games, to suit most tastes in computer game playing. CASSETTE 50 will appeal to people of all ages and the games will provide many hours of entertainment for all the family at a fraction of the cost of other computer games.

EXPRESS DELIVERY-ORDER NOW

Name

Address

Post Code

Country

Please send me by return of post, Cassette 50 at £9.95 per tape. I enclose a cheque/postal order for

£ made payable to Cascade Games Ltd.

Please debit my ☐ **No.**


SPECTRUM <input type="checkbox"/>	ORIC-1 <input type="checkbox"/>	ZX 81 <input type="checkbox"/>	VIC 20 <input type="checkbox"/>
BBC A/B <input type="checkbox"/>	DRAGON <input type="checkbox"/>	ATARI <input type="checkbox"/>	APPLE <input checked="" type="checkbox"/>

Cascade Games Ltd.,
Suite 4, 1-3 Haywra Crescent, Harrogate,
North Yorkshire, HG1 5BG, England.
Telephone: (0423) 504526.

Dealers & Stockists enquiries welcome.

CT/6/84

NEWS



SPERRY INTERESTING

The Sperry Personal Computer, launched this month in the UK, is designed to be hardware and software compatible with the IBM PC and PC/XT but offers both functional and price advantages. As a stand-alone desktop 'PC', the Sperry Personal Computer takes advantage of IBM's 'open architecture' concept and taps the vast array of application programs utilising the highly-popular MS-DOS operating system.

In addition, the Sperry Personal Computer, with 128K bytes of resident memory, operates at 50% faster speeds than the IBM PC and XT personal computers. Sperry's computer also features the industry's most complete colour graphics with twice the resolution of the IBM models; an enhanced but compatible keyboard; a built-in, automatic time-of-day clock; and built-in asynchronous communication on all models.

Not only is the Sperry Personal Computer more powerful and price competitive as a stand-alone, it's also a single window to all the information that is produced by Sperry or IBM mainframes. In addition to communicating with other MS-DOS driven PC's using asynchronous communications, the Sperry Personal Computer can

be used as a terminal to both Sperry and IBM central processors through optional synchronous communications interfaces — IBM's bisynchronous and SNA/SDLC protocols, and Sperry's UNISCOPE protocol.

The Sperry Personal Computer operates at a high speed of 7.16 MHz that benefits computation-intensive business applications such as graphics, spreadsheets and mathematical calculations. A unique switch selection allows the personal computer to operate at a slower speed of 4.77 MHz to emulate IBM if desired.

A monochrome or a choice of two colour display monitors is available. The high resolution colour display provides enhancements over the IBM colour monitor. The medium resolution colour display provides graphics resolution and colour features similar to the IBM PC but at a lower price.


The high resolution colour display of the Sperry Personal Computer doubles that of comparable competitive units while offering a greater array of colours. For example, Sperry achieves a maximum of 256,000 dots of resolution and allows 16 colours compared with IBM's 128,000 dots and two-colour limitation. A maximum of 256 colours may be displayed at one time on the Sperry screen against a 16-

colour maximum for IBM.

In the high resolution graphics mode, the Sperry Personal Computer offers the ability to use four different pages, switching screens instantaneously. It is possible to superimpose and change both graphics and text data at the same time.

Sperry's extra-function keyboard has an IBM-lookalike layout for ease of concurrent use, and offers additional features such as clearly defined key captions instead of cryptic arrow; lock key indicators; an extra Enter key placed conveniently next to the numeric pad, and Shift and Return keys in more familiar typewriter locations.

The Sperry Personal Computer is available in seven models. Model differences relate to monochrome or colour monitor choice, diskette capacity and fixed disk options. For more information contact Sperry Ltd, Sperry Centre, Stonebridge Park, London NW10 8LS (phone 01-965 0511).



HARD DISCS FROM TANDON

A family of low-cost, high-capacity Winchester-based disc-memory subsystems has been developed by Tandon for "plug and play" memory expansion of the IBM Personal computer by end users, or for integration into new computer systems by OEMs.

ELF FOR PIXELS

The ELF terminal is a high definition visual display unit with a desk footprint similar in area to an A4 sheet of paper. Its small size is of particular benefit to the executive who requires instant access to data at his desk but who would find the encumbrance of the normal sized VDU unacceptable. Its low volume and ease of portability also make the unit ideal for the field engineer.

The ELF has a flat 7" etched screen providing an 80 character line length with flicker-free legibility. The full screen displays up to 24 lines and the 6 x 10 character cell offers a comprehensive range of alpha-

numerics plus graphics images.

Single action keying doubles text width and height to permit longer distance viewing while further straightforward key strokes command access to the four screen quadrants. In the fully compatible videotex mode, 40 columns with 25 data lines are displayed using the standard 64-character set.

The QWERTY keyboard has supplementary function keys, five LED status indicators and a selectable audible tone generator. The all-up weight of the monitor and the separate keyboard is only 3.6 kg and power consumption is 25 watts from a 240 or 110 V AC supply.






providing random-access data storage and retrieval. It is a self-contained package with a controller, a power supply and, for end users, an adapter card for the IBM Personal Computer.

The subsystem for end users, the TM 5110 Series OEM model, comes with an adaptor board to "plug and play" on to an IBM personal computer, and software for IBM DOS 1.1 or 2.0 operating systems. A typical application will be as an enhancement to a single-user IBM/PC with dual 320K flexible disc drives.

Tandon Corporation offers a complete line of full and half-height 5¼-inch floppy and Winchester disc drives, a line of 8-inch half-height floppy disc drives and a new half-inch cartridge tape drive family for Winchester disk drive back-up applications. Further information from Tandon International, 5 Suttons Industrial Park, London Road, Reading, Berks GS61 1AZ (phone 0734 664676).

The product line, Tandon Hard Disc Subsystem, is being marketed to both retailers and OEMs through Tandon's industrial distribution network.

Tandon's initial offering is a self-contained subsystem in a compact, desktop configuration tailored for either OEM or end-user applications. This new subsystem is a large-capacity intelligent peripheral




LOCK UP YOUR BEEB

VEL BEEB-LOCK is a new product designed and manufactured in the UK by Video Electronics Ltd, Wigan Road, Atherton, Manchester M29 0RH. It will synchronise the RGB output from a BBC Micro to a standard interlaced 625-line video signal from a camera, studio, video-disc player or similar equipment.

The BBC Micro can now be used as a low cost alternative to expensive 'professional' television caption or graphics generators. VEL BEEB-LOCK is housed in a small case and is connected to the micro's printed circuit board by a simple

wire interface. A unique feature of VEL BEEB-LOCK is the ease with which it can be installed — there are no major track or component modifications required to the BBC Micro — just a few wires to solder onto the board.

The unit even includes a PAL colour encoder and colour genlock system to convert the RGB output from the BBC Micro into a synchronous PAL colour signal which can be combined with the video signal using a VEL Minimixer or any other studio vision mixer. There is also a version available (Model BL2K) which has its own mix/key board fitted, thus providing a complete system for those users who only require a basic title and caption insertion/



MORE FROM MIDWICH

In a move to capture a greater section of the retail outlet market, Midwich Computers, East Anglia's leading suppliers of microcomputers, peripherals, components and kits, are launching an own-name range of packaged products which will soon be appearing in shops throughout Britain.

The main packaged item to be sold as a Midwich product will be a non-expandable single 100K disc drive for the BBC Micro. Assembled and packed in a protective polystyrene tray at Midwich's own premises at Rickinghall near Diss, the disc drive is eye-

fade facility.

Another model, BL3, is fitted with a MICROPAL board instead of the PAL encoder. This first decodes the reference video signal into RGB components prior to combining them with the RGB output taken directly from the BBC Micro. The final output is a linear RGB signal which can be displayed directly on a suitable linear RGB colour monitor. This approach gives superb quality for direct view applications and will be of particular interest to designers of interactive video-disc systems.

A further enhancement for the BEEB-LOCK encoders will be a 'colour mapping' board which VEL plan to introduce as an update kit in the autumn. This will allow the user to preset up to eight encoded colours selected from several million variations. It will then be possible to have several shades of the same colour on screen simultaneously — very useful for shadow and modelling effects.

catchingly presented in Midwich's black and green livery. Also available from Midwich very shortly will be general purpose cables and connectors, pre-packed onto card and again printed in Midwich's livery. These will be available to the retailer on wire racks for counter display.

The importance of attractive packaging is high on Midwich's list of priorities as they seek to maintain the standards of service they have already established in the educational and direct mailfields. "As the market matures and end-users purchase from the High Street rather than by mail order, packaging is going to play an increasingly vital role," says David Watson, Midwich's managing director. The Midwich packaging has been carefully designed and produced to a higher than average quality and David Watson is confident that stores will give the products plenty of display space. However, equally aware of retailers' own requirements, he would be willing to arrange for packaging in the stores own-brand packaging if this is preferred.

UNBEATABLE SOFTWARE PROTECTION

We would like to congratulate Rabbit Software for finally coming up with something the whole industry has been waiting for — copy-proof software. The review copy of their new Commodore 64 arcade game, Troopa Truck which was supplied to CT would defy the most devious of pirates: the cassette contains nothing but leader tape.

Nice to see you've got a sense of humour, Heather...



MORE ON MAILING

Canon (UK) Ltd have announced a new facility for their Canon AS100 small business computer which will enable it to communicate with other computers or transmit telex messages via the new One To One service recently announced by Kensington Datacom Ltd. Canon is the first supplier to fully endorse the One to one service on their equipment. The new facility offers users a faster, simpler low-cost method of sending messages via telex, electronic mail or letter.

The computer is connected to a normal telephone line by a compact auto-dial, error-checking modem, and this together with One To One's software program enables messages to be quickly transmitted and received, without the user needing to have a telex line of his own. For small to medium sized companies with a low volume of telex traffic, this can result in an annual saving of anything in excess of £1000 over using a conventional telex machine.

The agreement with One To One, which is estimated to be worth more than £500,000 in retail modem and software

sales in the first year, is the result of developments carried out between HRB Ltd — one of Canon's main computer dealers — and One To One. HRB Ltd have been appointed as national distributor for the One To One System on Canon computers.

The AS100 16-bit small business computer is available in monochrome or colour versions with high resolution graphics capabilities. Memory sizes of 128K to 512K and a choice of floppy disc or Winchester disc options from 1.2 Mb to 8.6 Mb make it a versatile business system. There is a wide range of applications from some of the leading software houses for word-processing, spreadsheet, financial modelling and database, in addition to financial systems and vertical market add-ons, running under CP/M86, MS-DOS or B.O.S. operating systems.

A networking system supporting up to 64 workstations is available, supported by 20 Mb, 40 Mb or 80 Mb disc capacities, and the range of printers includes daisy wheel and colour graphics ink jet models.

Canon are of Waddon House, Stafford Road, Croydon CR9 4DD (telephone 01-680 7700).

BELIEVE IT OR NOT...

... but Uncle, Sir Clive Sinclair has just been voted by company directors in the British electronics industry as having the UK electronics company which, "through its achievements in the past year, has most enhanced the image of the industry as a whole". Apparently none of the people entitled to vote were on the interminable,

thousands-strong list of customers waiting for a QL: a machine which was 'launched', may we remind you, on January 12th, and which still doesn't have its ROM finalised, we understand.

The real joke is that one of the judging criteria was customer services. Hanging on to customers' money while still developing your product does not strike us as being much of a service.

HUSKY BY NAME... AND NATURE

The Husky Hunter is a professional handheld microcomputer featuring exceptionally large memory capacity — up to 208K byte of CMOS random-access memory together with a 48K byte ROM-based operating system — and rugged packaging for use in the most stringent environments. Together with CP/M emulation, Husky Hunter also contains RAM-disc facilities which enable conventional CP/M disc files to be stored and used in exactly the same way as in a conventional desktop computer.

These features mean that the most successful microcomputer software packages can be used in the handheld environment for the first time ever. Husky Computers believe that this critical technical innovation will allow handheld computers to be used in widespread applications and will effectively remove restrictions from the use

of handhelds for practical commercial and professional tasks.

As well as its unique CP/M and disc emulation features, Husky Hunter is also extremely robust and has a large LCD display screen that can be used for alphanumeric or graphic displays. The system also contains full graphic support through a built-in BASIC interpreter.

The ruggedness and portability of Husky Hunter mean that it is ideally suited to data-capture and computing applications in all-weather outdoor environments, where it can replace traditional pencil-and-paper methods in areas such as meter reading, sales order entry, surveying, and remote data gathering.

In the general business environment, Husky Hunter's ability to run large, complex programs such as Supercalc means that it can be used by financial managers to prepare and update budgets even when they are away from their desks. In addition, a wide range of applications are opened up





in areas such as work study, maintenance scheduling, or licensed-trade stock control.

Husky Hunter measures only 216 x 156 x 32mm — no larger than an A5 paperback book — and weighs just over a kilogram. The diecast aluminium alloy case makes it rugged enough for the most heavy-duty applications — even against accidental immersion in water.

The ruggedness of Husky Hunter extends to its data-storage capabilities. Memory contents are protected by a two-tier fail-safe battery system, and all the keys on the 57-key QWERTY-style keyboard can be reallocated by software to prevent data being accidentally erased by an incorrect key operation.

Husky Hunter is easy to program using a built-in BASIC interpreter, and its CP/M compatibility means that it can be used with thousands of com-

mercially available software programs and other languages. In addition, special data-collection packages have been developed for use in specific application areas.

Advanced features of Husky Hunter BASIC include extensive graphics commands such as five character sets, circle generation, box drawing and infills, plus multi-octave sound generation. Additional facilities include random and sequential file handling, a real-time clock/calendar, and a word-processing-style screen editor that covers the full 96-character virtual screen width with a built-in scroll facility.

A built-in RS232 interface and a choice of communications protocols, including IBM 2780, mean that Husky Hunter is compatible with virtually all mainframe computers and with many other micros. In remote data-capture applications, direct software-controlled com-

munication can be carried out via normal telephone lines to download stored data for subsequent processing.

A range of peripherals, accessories and options is available which allows Husky Hunter to be used as part of an integrated data-capture and computing system. These include a disc drive unit, a bar-code reader and printer, a dot-matrix printer, an acoustic coupler and a range of modems for synchronous and asynchronous communications.

Husky Computers Ltd are at PO Box 135, 345 Foleshill Road, Coventry, CV6 5RW (phone 0203 668181).

THE FUTURE IS HERE

The latest business micro from Future Computers is unique for its price in having a built-in cartridge tape. Note even the computer's main rivals, the IBM PC/XT and Sirius, can match this feature of the all-British FX30T.

Two versions of the FX30T are available, offering a choice of hard discs with 20 or 40MB capacity. These hard discs can store huge amounts of data and retrieve it at high speed, making them much better for serious business use than the floppy discs used by many business computers.

With so much valuable data stored on a hard disc it is essential to keep back-up copies of the data in case of accident. Usually this is done by copying the data on to floppy discs, but this can mean using 25 or more floppy discs to copy a 20 MB

hard disc. This is time-consuming, error-prone and costly.

The FX30T has a built-in cartridge tape unit. This uses tapes which each hold 20MB of data, making it easy to produce back-up copies of the hard disc. The system allows the whole disc to be copied, or just selected files, such as those updated since the last back-up copy was made.

Despite being at the forefront of technology the FX30T is modestly priced. The version with a 20MB disc, the FX30/20T, costs £4150 (plus VAT) and the 40MB version, the FX30/40T, costs £4750 (plus VAT).

As well as the hard disc and tape unit the FX30T comes with 128K of memory (expandable to 1MB), keyboard, and 12" screen all housed in a stylish case. It uses a powerful 16 bit microprocessor (an 8088 running at 8 MHz), making it faster than most of its rivals. A wide range of business software is available for the FX30T's CP/M-86 and Concurrent CP/M operating systems and its optional MS-DOS operating system.

Like all the micros in the Future Computer range, the FX30T has a networking interface built-in as standard. This means it is just a matter of plugging the computers together to get them to talk to each other. This is particularly useful with the FX30T because it allows cheaper computers in the FX range to share its hard disc and cartridge tape unit.

The FX30T is available now from Encotel Systems, the distributor for Future Computers, on (01) 680 9640.

PLAYBACK FROM PANASONIC

The RQ-8100 program recorder from Panasonic accumulates data quickly at a storage rate of 1,200 bits/sec, and provides nearly 500 kilobytes of information on a C-60 cassette — more than most floppy discs. A remote jack means that the RQ-8100 can be connected to many brands of computers, therefore permitting automatic start/stop commands, sent from the keyboard.

Locating specific programs and data poses no problem — the fast forward and rewind functions are not affected by remote control, so the FF/CUE and REW/REV buttons can be used to quickly locate specific programs and data; a phase selector corrects errors while

loading commercial software and the monitor capability provides confirmation of signal transmission during loading and saving.

Designed with emphasis on ease and simplicity, the recorder weighs 600 grams without batteries, and measures 119 mm by 40 mm by 202 mm. Other features include a carry handle; one touch recording; follow-up recording; auto-stop; lockable pause control; tape counter; tone control and built-in condenser microphone.

Economically powered, the unit operates on both mains (with optional AC adaptor) or battery (four 'R6' size batteries). Selling at a recommended retail price of £55.50, the RQ-8100 is now available through Panasonic's authorised dealer network.



CLEAN UP YOUR AC(T)

A new, truly portable Mains Adaptor Filter, the DS23384, designed for easy use and flexibility in the modern office and laboratory, is now available from MPE-Dubilier, leaders in the field of FRI/EMC suppression filtering. Plugged into any 13 amp mains socket, the equipment or system to be protected can then be used from the adaptor, with no wiring necessary.

With integral overload cut-out, 'mains-on' indicator and full transient protection, the range also includes two and four way versions. For further details contact MPE-Dubilier Ltd, PO Box 11, Hammond Road, Kirkby Industrial Estate, Liverpool L33 7UL (phone 051-547 2600).



HERE COME KAYPRO

A new range of portable personal computers is being introduced in the UK, having taken the American market by storm last year. Kaypro computers are claimed to offer very high levels of performance at a price considerably lower than similar machines. They are being offered not only with all the necessary hardware and software included, but also special training programs are being loaned free of charge from the dealers to customers using a computer for the first time.

The Kaypro II is a compact, portable microcomputer which is designed for home and small business use. It costs £1,095 plus VAT, which includes the processor, twin disc drive, 9" monitor and keyboard, plus software to carry out word processing, correct spelling, finan-

cial spreadsheet, database management and programming functions. It has recently been voted portable computer of the year by leading US and European journalists in *Chip* magazine.

The Kaypro 4 augments the best features of the II but with double-sided disc drives allowing storage of twice the amount of data for larger businesses and professional applications. It costs £1,595 plus VAT, again including a complete package of hardware and software.

The Kaypro 10 combines the speed, storage and power of a 10 megabyte hard disc drive with high-resolution graphics capability. It costs £2,295 plus VAT and is intended for business and professional users requiring an extensive database, such as insurance brokers, accountants, estate agents, travel agents, and stock brokers.



The core of every Kaypro computer is the popular Z80 microprocessor with a 64K RAM memory. Any of the thousands of programs available on CP/M software can be used utilising the integral floppy disc drives. The Kaypro II provides up to 400,000 bytes of storage, the Kaypro 4 up to 800,000 bytes, while the Kaypro 10, which is equipped with both floppy disc and Winchester hard disc drives, stores nearly 10.5 million bytes of information.

Each model incorporates a large 9" monitor, which displays up to 24 lines, 80 characters wide in sharp green phosphor letters, adjustable for brightness. Also included in the price is a 72-key professional-quality typewriter-style keyboard with 20 programmable keys plus a 14-key calculator-style keypad for easy entry of statistical data. Input and output connections for communications with other computers and any printer are also provided.

All Kaypro computers come in robust, steel cases, so that they can be folded up and carried home for personal use, placed in the car boot or under an aircraft seat on business trips.

Kaypros come complete with a package of 8-10 ready-to-run programs for the office. These include word processing, spelling checkers, financial spreadsheet, database management, and programming languages.

Kaypro are at Elm House, Elmshott Lane, Crippenham, Slough, Berkshire.

WINNING WAYS

The best word processor — according to a survey among users of 39 different models — is the RDS 200, marketed in Britain by Data Logic Limited. This was the finding of a survey carried out in the United States by Datapro Research Corporation. Datapro is an independent market research organisation specialising in the area of office automation.


The RDS 200 came top among users for overall satisfaction. There was not a single user, according to the survey, who would not recommend it to someone with similar word processing needs. RDS 200 users also rated it the best machine in two other categories: ease of operation and reliability of performance. The RDS 200 is designed for ease of use: it uses plain language commands, a detached keyboard and a VDU head that swivels and tilts. It can also be used for records and data processing and data communications. The basic RDS system costs from £5,445.


For more details, contact Data Logic Limited at 29 Marylebone Road, London NW1 (phone 01-486 7288).

GETTING DUPED

Leading audio equipment manufacturer Soundcraft has launched its new high speed cassette duplicator. Aimed at the professional studio, computer and educational markets, its extremely fast duplicating speed of 31 inches per second (which is 16½ times faster than real-time copying) enables any 60-minute cassette to be duplicated in under two minutes. A dynamically-controlled manual or automatic rewind facility takes a C60 back to the start in less than 35 seconds.

The CD 201's modular design allows a limitless number of





tapes to be copied by daisy-chaining individual slave units to the master unit. Only additional power supply units are required for each group of four slaves added. Its switchable chrome/ferric tape type facility means that a mixture of chrome and ferric cassettes can be copied simultaneously because the correct bias parameters are pre-set and switched electronically for each tape type.

Maximum reliability has been attained by keeping moving parts to a minimum. The only moving mechanical component is the single pivot float-

ing head mechanism — so mechanical wear is negligible. Both the reel motors and capstan motor are direct drive and contained within a single cast aluminium transport block. Crystal-referenced, phase lock loop capstan motor control and dynamically controlled spool motor tensions make wow and flutter insignificant. Soundcraft claims that with a deviance rate of only 0.1%, the CDE 201 has the lowest wow and flutter specification in the market.

Features include a high density, glass bonded ferrite head with a stereo four-track configuration that copies both sides of the cassette at one pass. The head mechanism is logic-controlled, locked into position when engaged and with dynamic back tension ensures excellent tape to head contact.

For anyone thinking of setting up business in the expanding tape duplication industry, the CD201 costs £1290 (excluding VAT). Further details may be obtained from Soundcraft Electronics Ltd, 5-8 Great Sutton Street, London EC1V 0BX (phone 01-253 6988 or 01-251 3631).

TANDATA FOR IBM

Tandata Marketing is now able to provide IBM PC software for use with its smart modems (Tm100, Tm100x or Tm200), or its Td1404 and Td1616 controllers when used as modems, to provide Prestel terminal emulation within the capabilities of the IBM PC or any PC from 64K single disc monochrome upwards. 128K is required to take full advantage of autodial and some other features.

The software — including a graphics chip for full Prestel graphics — costs £150, and a

modem-to-micro cable terminating in a 25-way D plug (female) costs £15 (both prices exclusive of VAT). Full information and the software itself is available from Tandata Marketing Limited, Albert Road North, Malvern, Worcestershire WR14 2TL (phone 06845 68421).

The IBM PC software is the latest in the fast expanding range of Micropacks now available from Tandata — software is already available for BBC Model B and Apple Europlus/IIe, and will shortly be available for the Commodore 64, Commodore PET range, VIC 20 and CP/M micros.

BUBBLING UNDER

Now available with an RS-232 serial interface card or an IEEE 488 parallel interface card, the IBS 1 Megabit bubble cassette system is a new kind of exchangeable memory that provides reliable operation in the most demanding environments. A small, lightweight, maintenance free unit unaffected by dust, dirt and vibration, it has obvious advantages over disc, magnetic or paper tapes.

With error rates of 10^{-16} , bus parity, error detection and correction functions, the system provides extremely high data

integrity. The capacity of the system can be easily expanded to 512 Kbytes, and with achievable high speed access times of 2.6mS, this is the fastest, most reliable exchangeable non-volatile memory system available. The unit costs are as follows:

IBS C128 Bubble

Cassette £278


IBS H100 Master Unit ... £245

IBS HX1 Slave Unit £117

IBS H300 Master Unit ... £197

RS232 Interface for
above units ... £169

Further information is available from IBS (Milton Keynes) on 0908 568192.




MEMOTECH BENCHMARKS

We were pleased to receive a letter from Memotech congratulating us on our review of the MTX500 (April '84), which modesty forbids us from reprinting. However, there seems to be some confusion over the value of Benchmark 8, which Memotech think should be 4.3 seconds rather than the 42.7 seconds we published. The reason for the discrepancy, of

course, is that we took our timings over the same number of iterations as all the other benchmarks, while some other magazines take benchmark 8 over 100 iterations to make it less tedious to run. Hopefully this clears up any doubts among readers that the MTX was doing trig calculations on an abacus. (In any case, as we pointed out in the article, benchmarks are a silly way to compare computers).



DOT MATRIX PRINTERS



ALL PRINTERS HAVE CENTRONIC PARALLEL INTERFACE UNLESS OTHERWISE STATED. ALL PRINTERS HAVE HI-RES. DOT ADDRESSABLE GRAPHIC MODE. PLEASE SEND SAE FOR FULL DETAILS.

EPSON		
FX 80 160 CPS 10" wide fric. & pin feed	£344 - VAT	£395
FX 100 160 CPS 15" wide fric. & tract feed	£431 - VAT	£495
RX80T 100 CPS 10" wide fric. & tract feed	£261 - VAT	£299
LD1500 200 CPS Letter quality printer	£234 - VAT	£269
8143 RS 232 interface for FX and RX printers	£29 - VAT	£33
8148 RS232 interface with 2K buffer, xon/xoff	£60 - VAT	£69
Ribbon Cartridge for FX80 FX80 & MX80	£7 - VAT	£7
Ribbon Cartridge for FX100 & MX100	£12 - VAT	£13

STAR		
Gemini 10X 120 CPS 10" wide fric. & tract feed	£200 - VAT	£229
Gemini 15X 120 CPS 15" wide fric. & tract feed	£295 - VAT	£339
Delta 10 160 CPS 10" wide fric. & tract feed	£327 - VAT	£375
Delta 15 160 CPS 15" wide fric. & tract feed	£414 - VAT	£475
Radix-10 200 CPS NLQ 16K Buffer Par & serial interface, downloadable characters	£431 - VAT	£495
Radix-15 15" wide version of Radix-10	£518 - VAT	£595

SEIKOSHA		
GP100A 50 CPS 10" wide tractor feed	£156 - VAT	£179
GP250X 50 CPS 10" wide tractor feed ser. & par	£196 - VAT	£225
GP100VC 300 CPS 10" wide VIC 20 & 64 interf	£174 - VAT	£199
GP500A 50 CPS 10" wide tractor feed	£187 - VAT	£215
GP550A 50 CPS 10" wide friction & tract		
correspondence quality	£234 - VAT	£269
GP100AS Serial interface, ideal for Spectrum with microdrive	£174 - VAT	£199

SHINWA		
CP80 80 CPS 10" wide friction & tract feed	£187 - VAT	£215
Spare ribbon cartridge for CP80	£6 - VAT	£6


RITEMAN		
Compact 120 CPS 80 col fric. & tract feed	£200 - VAT	£229

CANON		
PW1080A 160 CPS 10" wide 27 CPS NLQ	£283 - VAT	£325
24 x 16 matrix		
PW1156A 160 CPS 15" wide 27 CPS NLQ	£347 - VAT	£399
24 x 16 matrix		

COLOUR PRINTERS		
Seikosha GP700A 7 colour, 50 CPS printer	£347 - VAT	£399
Canon FJ1080A 7 colour, 40 CPS ink jet printer	£391 - VAT	£449
CPP40 40 column 4 colour battery operated	£118 - VAT	£135

ALL OUR PRINTERS HAVE 1 YEAR WARRANTY

DAISYWHEEL PRINTERS



JUKI 6100		
20 CPS Bi-Directional Logic seeking 10 12 15 CP1 - PS	£334 - VAT	£395
Spacing 2K buffer, bel. selling Daisywheel	£217 - VAT	£249
Singer sheet feeder unit	£95 - VAT	£109
Tractor Unit	£95 - VAT	£109
RS 232 interface	£52 - VAT	£59
Spare Daisywheel	£17 - VAT	£19

BROTHER HR-15		
13 CPS Bi-directional 10 12 15 CP1 - PS	£344 - VAT	£395
Keyboard Unit	£139 - VAT	£159
Singer Sheet Feeder Unit	£217 - VAT	£249
Tractor Unit	£95 - VAT	£109

DAISY STEP 2000		
20 CPS Unidirectional 10 12 15 CP1	£260 - VAT	£299

SMITH CORONA TP1		
12 CPS 10 12 CP1 unidirectional	£208 - VAT	£239

PROFESSIONAL MONITORS

* SANYO
* MICROVITEC
* FIDELITY
* PHOENIX



SANYO		
DM8112 12" Green screen 18 MHz Hi-Res	£86 - VAT	£99
DM2112 12" Green screen 15 MHz Monitor	£66 - VAT	£75
CD3112 14" RGB Normal Res. Colour Monitor	£173 - VAT	£199
CD3117 14" RGB Medium Res. Colour Monitor	£266 - VAT	£329
CD3115 14" RGB High Res. Colour Monitor	£391 - VAT	£449

MICROVITEC CUB		
1431 MS 14" RGB Normal Res. Colour Monitor	£173 - VAT	£199
1451 MS 14" RGB Medium Res. Colour Monitor	£321 - VAT	£369
1441 MS 14" RGB High Res. Colour Monitor	£517 - VAT	£579

FIDELITY Colour Monitor		
CM14 14" RGB RGB Composite sound col	£187 - VAT	£215

PHOENIX		
Phoenix High Res 12" Green Monitor	£66 - VAT	£75
Phoenix High Res 12" Amber Monitor	£69 - VAT	£79

BBC MICROCOMPUTER SYSTEM

WE ARE AN OFFICIAL BBC
COMPUTER DISTRIBUTOR
DEALER ENQUIRIES ARE WELCOMED

Acorn Electron £199 INC VAT

WE SUPPLY FREE 30 HOUR BASIC BOOK AND A DUST COVER
WITH EACH BBC COMPUTER

BBC is the best microcomputer currently on the market. 128K RAM, 12K ROM & modes of operation. Full colour, full size keyboard, internal expansions such as disc interface, speech synthesizer. Econet interface - in short it is a personal computer capable of expanding into a small business system.

BBC Microcomputer Model B	£348 - VAT	£399
BBC Mod B - disk interface	£409 - VAT	£469
BBC Mod B - Econet interface	£389 - VAT	£447
BBC Mod B - disk and Econet interfaces	£450 - VAT	£517
BBC 100K disk drive	£230 - VAT	£264
BBC dual 800K disk drive	£699 - VAT	£803
Torch 280 disk pack including 280 2nd processor 64K RAM and CPN operating system - Free Perfect Software	£699 - VAT	£799
BBC Teletext receiver (Auj)	£196 - VAT	£225
BBC cassette recorder and lead	£26 - VAT	£29
Disk interface - Free fitting	£26 - VAT	£29
Mod A to Mod B upgrade kit	£70 - VAT	£80
Fitting charge for A to B upgrade kit	£20 - VAT	£23
1K memory upgrade kit	£30 - VAT	£34
Games caddies	£11 - VAT	£12
14" synchronise monitor incl. cable	£89 - VAT	£102
14" Colour monitor incl. cable	£169 - VAT	£199
User guide	£10 - VAT	£10
Econet interface free fitting	£60 - VAT	£69
Speech interface free fitting	£47 - VAT	£54
BBC disk manual - formatting disk	£30 - VAT	£34
Printer cable	£10 - VAT	£11
BBC word processor view	£52 - VAT	£59
BBC Fourth language cassette	£15 - VAT	£17
BBC Lisp language cassette	£15 - VAT	£17

APPROVED ECONET SERVICE CENTRE
WE STOCK A LARGE RANGE OF SOFTWARE FOR BBC MICRO
INCLUDING ACORN SOFTWARE LONGMANS SOFTWARE
PLEASE SEND LARGE STAMPED ADDRESSED ENVELOPE
FOR FULL DETAILS.

TORCH Z80 2nd PROCESSOR For only £347 + VAT

Torch 2nd Processor Z80 is supplied with perfect writer (a powerful Word Processor), perfect speller (spelling checking program), I should have used one for making this advert! Perfect Filer (A Database Program), Perfect Calc (Spread Sheet). It includes 64K memory (Almost 60K available to user). Fits into BBC Computer.

Z80 2nd Process - Perfect Software	£347 - VAT	£399
280 Processor - Perfect Software - Dual 800K Disk Drives	£695 - VAT	£799

GUARANTEED LOWEST PRICES

100% BBC COMPATIBLE MITSUBISHI AND TEAC SLIMLINE DISK DRIVES



NEW LOWER
PRICES!

These drives are supplied ready cased with all the necessary cables, formatting program and User Guide.
There are some very useful utilities included on formatting disc e.g.
• DISASSEMBLER. This is 6502 machine code disassembler.
• DUP. To copy and rename a file on disc.
• FORMAT. Formatting program for 40 & 80 tracks.
• FREE. This utility provides a disk usage analysis.
• MDUMP. Enables you to display and modify any part of BBC memory.
• MERGE. Merges a number of text files into one file.
• RELOCATE. Downloads a basic program to &800.
• SDUMP. Screen dump for EPSON in all graphic modes.
• VERIFY. Verifies every sector on a disk.
• MENU. A flexible menu program.

Single drive 100K 40 trks. single sided	£147 - VAT	£169
Dual drive 200K 40 trks. single sided	£286 - VAT	£329
Single drive 200K 40 trks. double sided	£173 - VAT	£199
Dual drive 400K 40 trks. double sided	£330 - VAT	£379
Single drive 400K 80 trks. double sided	£199 - VAT	£229
Single drive 400K 80 trks. switchable DS	£277 - VAT	£249
Dual drive 800K 80 trks. double sided	£382 - VAT	£439
Dual drive 800K 80 trks. switchable DS	£408 - VAT	£469

All above drives are low power slimline (0.3 A typ. at 12v and 0.4 A at 5v per drive). Normally extra power supply is not required. The BBC Computer power supply is designed to drive two low power drives (IT IS NOT DESIGNED TO DRIVE INTERNAL ROM BOARD).
40 Track SS DD diskette 10 Box £18 - VAT £20
40 Track SS DD diskette 10 Box £28 - VAT £32
80 Track SS DD diskette 10 Box £30 - VAT £34
80 Track SS DD diskette 10 Box £30 - VAT £34
ALL ABOVE DISKETTES ARE CERTIFIED EITHER MEMOREX OR DETALIFE

YOUR CONTACTS AT AKHTER ARE

DEALER BULK ENQUIRIES	HAMAYUN MUGHAL
TELEPHONE ORDERS	PAULA HAYES
DEALER ORDERS	TONY GLOVER
BUSINESS SYSTEMS ENQUIRIES	DENNIS SUTCH
EXPORT ENQUIRIES	MAHAMAD SIDDI
ECONET SYSTEM TECHNICAL ENQUIRIES	ALAN LAFFOLEY
ACCOUNTS	CARON ANDREWS
DESPATCH	PAUL SWIFT
REPAIRS	JOHN MAULE

BUSINESS SYSTEMS



APRICOT — SIRIUS — SANYO IBM — TEXAS — TORCH

APRICOT Portable Executive Computer - 16 Bit Micro, 256K RAM up to 1.44 megabyte floppy disk storage, 3" Sony disks. Portable brief case styling. Modern with auto dialler (optional) hard disk optional. Vast software library (compatible with Sirius 1).
Apricot with Single Drive and Monitor £1690 - VAT
Apricot with Double Drive and Monitor and Free Printer or 2nd Monitor £1890 - VAT

SANYO PROFESSIONAL COMPUTER
16 Bit Micro 128K RAM expandable to 256K. Single or Double Disk Drive built in full colour graphics (640 x 200 pixels in 8 colours). IBM compatible. Free software: Sanyo MBC 350 128K RAM single drive and free software including Wordstar and Calcstar.
Sanyo MBC555 128K double drive and free software including Wordstar Calcstar, Infostar, Datastar etc. £399 - VAT

SIRIUS 1 Sirius 1 Computer with 128K RAM and 1.2 megabyte Floppy disk storage including CP M 86 MS DOS and Microsoft Basic £2195 - VAT


Sirius 1 Computer with 256K RAM and 2.4 megabyte Floppy disk storage including C. M 86 MS DOS & Microsoft Basic £2895 - VAT

TORCH
CF500 COMPUTER with colour monitor includes Twin 400K disks. Torchnet Operating System free perfect software (perfect writer, perfect speller, perfect calc, perfect filer), Torchmail Plus (Electronic Mail), Torch Mars (Financial modelling with graphics), Torchtel (Viewdata Access System), Executive Aid (Menu System),
Date 605 Date 605 to outside mainframe services i.e. Telecom Gold £2950 - VAT

TEXAS INSTRUMENTS PROFESSIONAL COMPUTER
TI 801 Dual 320K 8 Drives 256K RAM. Up to 10 megabyte on board storage possible. TI speech command hardware option brings a new level of user friendliness to computing. Allows voice operated keyboard control (Optional). Price £2650 - VAT

MAINTENANCE CONTRACTS ARE AVAILABLE.

COMPLETE WORDPROCESSING SYSTEMS INCLUDING DAISYWHEEL PRINTER From £695 + VAT



SYSTEM 1BBC Micro model B, Wordwise, Phoenix monitor, Smith Corona TP1 Daisywheel Printer, Cassette Recorder, all the necessary cables and documentation. Price only £695 - VAT £1029.25

SYSTEM 2 BBC Micro model B - Disk interface, Phoenix Monitor 100K Single Disk Drive Wordwise, Smith Corona Daisywheel Printer, all the necessary cables and documentation. Price only £895 - VAT £1109.25

SYSTEM 3 BBC Micro model B - Disk interface, Phoenix Monitor, Dual Disk Drives 200K, Wordwise, Smith Corona Daisywheel Printer, all the necessary cables and documentation. Price £999 - VAT £1148.85

SYSTEM 4 BBC Micro model B - Disk interface, Sanyo High-Res Green Monitor, Wordwise (or view), Juki 6100 Daisywheel Printer, Single 400K Disk Drive - all the necessary cables and documentation. £1049 - VAT £1206.35

SYSTEM 5 BBC Mod B Micro - Disk interface, Sanyo High Res Green Monitor, Wordwise (or view), Juki 6100 Daisywheel Printer, Dual Disk Drive 800K - all the necessary cables and documentation. Price £1195 - VAT £1374.25

SYSTEM 6 Sanyo 16 Bit IBM pc Compatible Micro 128K RAM, Single Disk Drive 160K, Wordstar, Calc Star, Sanyo High Res Green Monitor, Juki 6100 Daisywheel Printer - all the cables and documentation. Price only £1145 - VAT £1316.75

SYSTEM 7 Sanyo 16 Bit IBM pc Compatible Micro 128K RAM, Dual Disk Drive 250K, Wordstar, Calc Star, Maiming, Infostar, Spelstar, Datastar, Sanyo High Res Green Monitor, Juki 6100 Daisywheel Printer - all the necessary cables and documentation. Price £1395 - VAT £1604.25

SYSTEM 8 All the components of System 6 but with Sanyo High Res Colour Monitor and Wordstar with Colour Facilities. Price £1445 - VAT £1661.75

SYSTEM 9 All the components of System 7 but with Sanyo High Res Colour Monitor and Wordstar with Colour Facilities. Price £1695 - VAT £1949.25

WE CAN ALSO SUPPLY PACKAGES WITH COMPONENTS OF YOUR OWN CHOICE. PLEASE PHONE (0279) 443521 AND ASK FOR HAMAYUN MUGHAL FOR A PRICE.

ORDERING INFORMATION:

We accept official orders from UK Government and Education establishments. Carriage is Free (UK only) for normal delivery. If express delivery is required please add £8.00 + VAT per parcel. We accept telephone orders on Barclay and Access Card please ring (0279) 443521 (10 lines). All cheques made payable to: AKHTER INSTRUMENTS

N.B. ALL VAT INCLUDED PRICES ARE THE CORRECT PRICES.
EXCL. VAT PRICES HAVE BEEN ROUNDED UP TO NEAREST POUND.

OPENING HOURS: MON-FRI 9am-6.30pm, SAT 10am-5pm
We welcome callers, no parking problems.



AKHTER COMPUTER GROUP

28/29 BURNT MILL DEPT CT,
HARLOW, ESSEX. CM20 2HU U.K.
Tel. HARLOW (0279) 443521 Telex: 818894 AKHTER G



NEXT MONTH

Computing Today

JULY ISSUE
ON SALE
JUNE 8th

CONJURING A GENIE

Audiogenic are best known for their range of arcade games for home computers such as the Commodore 64, VIC 20 and Spectrum. Now they've diversified a little and have moved into more serious applications. Next month we'll be looking at their database system for the 48K Spectrum, called Data Genie, which brings the concept of pop-up menus, or windows, from the heady heights of the Lisa and Macintosh into the realm of Sinclair users. Go on record with the July *Computing Today*.

COMMODORE 64 BASIC EXTENSIONS

With practically every useful hardware function on the Commodore 64 being controlled by a series of PEEKs and POKEs, it's no wonder that BASIC extensions are springing up everywhere to provide new keywords. Why, we're doing a series on this ourselves. If you don't want to tailor your own BASIC and would rather buy an off-the-shelf cartridge, though, then the next issue of *Computing Today* is essential reading. We'll be comparing a number of BASIC bolt-ons and seeing how good they are.

INTERFACING TO THE ORIC

The other day we had one of those Angry of Mayfair telephone calls. "I've seen a lot of rubbish published in computer magazines about interfacing hardware to the Oric, and I want to tell people how it should be done". When the speaker is one of the men behind the Byte Drive disc system for the Oric, you sit up and take notice. And you get him to write an article, and it appears next month.

A MORE COLOURFUL DRAGON

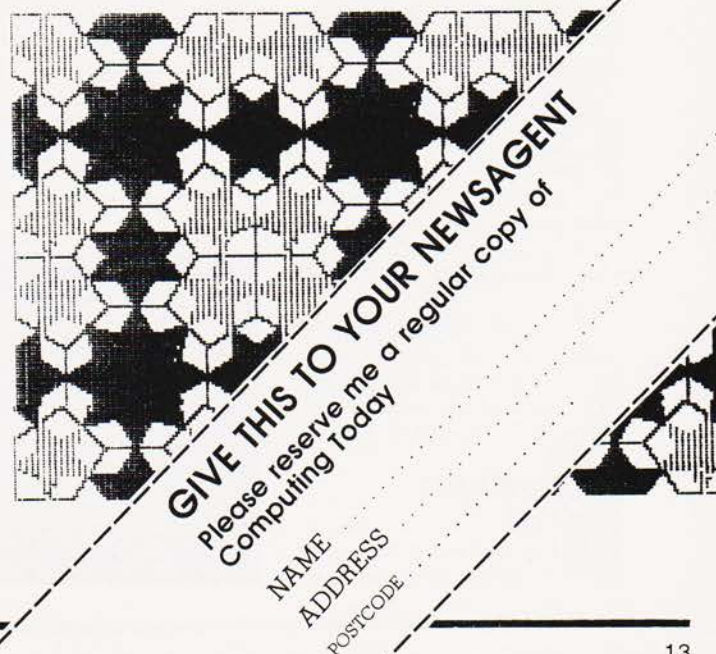
People are constantly coming up with unusual facts about the Dragon's graphics modes, and in the July issue we'll have yet another. Want a few more colours in Mode 3? We'll show you how to mix up a whole new palette.

TANDY MODEL 4P

Some months ago *Computing Today* ran a feature on three new computers from Tandy. One of them, the Model 4, was a combined Model III and Model 4 machine, running both new Model 4 software and converting to a Model III for total compatibility. Now, amazingly, this two-in-one machine has been transformed into a portable version, the Model 4P. Our business computer expert will be putting it through its paces next month.

ART AND GEOMETRY

The Byzantine Empire, among other things, produced some outstanding examples of how geometrical concepts can be applied to produce artistic decorative patterns in architecture. Designs produced on a grid of regular polygons obviously lend themselves to the techniques of computer graphics, and next month's *Computing Today* shows how some interesting effects may be obtained on the BBC Model B and Apple microcomputers. Dabble in the art of the East with the July issue.



Articles described here are in an advanced state of preparation but circumstances may dictate changes to the final contents.

ALPHATRONIC PC

Simon Dismore

Triumph-Adler, the German office automation manufacturers who created the successful range of Bitsy word processors, are about to launch their new eight-bit Alphatronic PC on the UK market. Computing Today examines the prospects for a new machine in an already overcrowded market.

First impressions of the PC are that it is an attractively styled machine with a distinctively European (rather than American or Japanese) feel. Undereath the covers, it looks much like any other single-board computer, with economically-designed circuits, power supply and interfaces. The review machine was presumably a pre-production model, as evidenced by the hand-soldered capacitors on some of the RAM chips, which are certainly Not A Good Thing (as users of other manufacturers' products have discovered to their dismay).

The machine is manufactured in Japan. Triumph-Adler claim that this gives users the best of both worlds: "Teutonic attention to design combined with Japanese quality control". The PC's specification certainly matches that of a number of Japanese machines: Z80A processor with 64K RAM (of which 4K is used for memory-mapped video), Microsoft BASIC in ROM and an Intel 8251 chip to take care of communications.

In all, a workhorse machine with a fairly conventional personality compared with home-grown products like the Beeb. Anyone with experience of one of the smaller Japanese business machines should find that the PC presents few surprises. At around £347 for the entry-level cassette version, it represents reasonable value for the small businessman, and can be expanded to a twin-drive CP/M system.

Who would buy it? Triumph-Adler call it a home/career/business machine, but we felt that its philosophy was far more aimed at business than home.

HARDWARE FACTS

The keyboard has a business-like feel and should stand up to

heavy pounding, and the calculator keypad and function keys (six, which can be shifted to produce 12 combinations) will be welcomed by business users. There was no utility to configure the function keys from CP/M, but one should (hopefully) be available when the machine is launched.

The bad news is that several keys are in the "wrong" place: the TAB key is on the right-hand side, underneath the Return key; the CONTROL key sits where the TAB should be, and so on. It is hard to see why this has been done, as the PC literature shows a keyboard with the correct layout. Worst of all, there is no Backspace key, which is essential for most applications. Triumph-Adler advised us to "use cursor left and delete" instead, but it seemed more sensible to reconfigure one of the function keys as a backspace (KEY 6, CHRS(8)).

We also found that the PC got very confused about which shifts were in operation: press the Lock key a few times and the Graph LED lights up! Any users who find this happening to them should ask for a replacement machine immediately — this is not the sort of fault which goes away with time.

There was no £ symbol on the keyboard or screen of the review machine. Most businesses find this little character rather useful, and Triumph-

Adler now tell me they will be providing this on new machines coming into the UK.

There are outputs for RGB and (monochrome) composite video monitors, and Triumph-Adler supply a useful UHF modulator with the system which converts the RGB signal for use on a standard TV receiver. We found that the signal strength from the modulator (which takes its power from the RGB signals) was quite weak, so it was difficult to get good colours on a TV. The character shapes are very good, and if reverse video (black characters on white) is used it is possible to get a reasonable 80 column display on a TV — not good enough for intensive work, but probably sufficient for occasional word processing, and certainly better than the BBC Micro in 80-column mode.

Unfortunately, whenever a deletion is made on the screen there is a strong flicker (presumably while the video memory is being updated) which is at its worst when using reverse video. It was not clear whether this was a defect of the machine, or just the ROM BASIC. In any case, any business user would soon find an RGB monitor essential for 80-column work, which makes reverse video unnecessary.

Hobbyists would not be impressed by the limited graphics capabilities of the PC.

Eight foreground/background colours are available, but the 160 by 72 pixel resolution (80 by 72 in 40-column mode) would be inadequate for all but the most simple games and there is no facility for user-defined graphics. Triumph-Adler say that a high resolution graphics board will be available for the home market, but would not give any indication of price or delivery. The combined price of PC with graphics board might put the system out of reach for most home users.


LANGUAGES

The machine has the standard Microsoft BASIC in ROM, and disc drives come with Microsoft Disc BASIC ("DOS"). In each version programs can be edited using the cursor keys in full screen mode, and (apart from the irritating flicker on deletions) the CRT display is quite adequate for program development. Like many Japanese machines, the function key labels are displayed at the foot of the screen for easy reference.

Software can be loaded from cassette (Kansas City I/O interface through a DIN plug), PROM cartridges or disc. The 16K PROMs fit into a concealed socket on the top of the machine. Triumph-Adler will be launching their first cartridge (a custom Typing Tutor) in the near future.

Discs connect to the system through the I/O bus, which is brought out to a rugged connector on the back of the PC. Triumph-Adler market 5¼" drives for the PC, which offer 320K storage (unformatted) at £330 for the first drive (including controller) and £270 for the second. Most 5¼" drives are slow, and these were no exception. However, a single drive configuration for about £677 (plus £29.50 for CP/M) never-





theless represents reasonable value for money.

IN USE

The Alphatronic really cannot be described as a home system in its current configuration with low resolution graphics. Triumph-Adler say that they treat this market very seriously, and are putting a lot of effort into software development particularly in the interactive education field. We did not have the opportunity to test any of this new software, described by T-A as "Education with a big E", but the games that we exa-

mined were truly atrocious: years out of date and full of misspellings. Perhaps Triumph-Adler will improve these before they launch the system, as they made a number of references to other manufacturers who they said were "claiming an awful lot, and delivering rather less".

The release documentation was still being prepared, but we were able to see a well-produced dealer pack listing many items of software which will be available for the PC, including **Crystal** (a cassette-based business system), **Alias** accounting software, the **Mile-**

stone project management system and a large number of spreadsheets, including **Masterplanner**, **Supercalc 2** and Micropro's **CalcStar**.

As a business system, the PC is interesting more for its price than for any special features. There will not be a Prestel or Teletex interface, but Triumph-Adler have prototyped an interface to the **Micromite** file server. This allows up to 254 micros to share information on a Winchester disc unit, and would certainly be useful for the larger organisation where a number of users need access to the same information.

A typical network configuration with a 10M hard disc and a 20M tape streamer (for making back-ups) would cost around £5735, plus the (unspecified) cost of upgrading each PC on the network. At the moment, each PC must have at least one disc drive in order to work on the network, but Triumph-Adler hope to have a disc-less version 'in due course'. If the network interface is inexpensive this disc-less version would make the file server more attractive than fitting single drives to 20 machines (or twin drives to 10 machines). Triumph-Adler were, quite rightly, making no promises about what are still only prototypes — but it will be interesting to see what they come up with.

THE FUTURE

The Alphatronic PC faces stiff competition when it is launched. The Japanese will be creating a lot of pressure with their eight-bit MSX standard machines, which will offer the graphics that home users want, and there are already some very competitive small business configurations appearing. For example, the new Sanyo MBC-550 (a 16-bit machine with 128K RAM, MS-DOS and one 160K drive) is retailing in London for £669 (all prices in this article exclude VAT). And, of course, there is the Sinclair QL...

Is it worth buying an eight-bit system when most businesses are rushing to convert to 16-bit? It depends what you want to do, and how much you want to pay. The price of CP/M-80 software is falling, and will probably fall even further once MSX is launched in the UK. Dealers, manufacturers and many users now have considerable experience in programming

and supporting Z80-based applications. By contrast, 8088/8086 experience is rarer, and software is more expensive. Remember that, to the user, there is very little difference between running, say, WordStar on a 16-bit or eight-bit system. Big spreadsheets and large databases may run faster — but the first-time purchaser is unlikely to be working with vast amounts of data in any case.

Documentation and support will be critically important. CP/M is not an easy operating system to learn, and at these prices dealers will not have much of a margin for helping novice users. Some manufacturers already include an independently published book on CP/M with their systems, and Triumph-Adler might do well to increase the price of CP/M to include some training documentation, or at least ensure that their dealers hold stocks of an introductory text.

The PC will be sold through existing Alphatronic Micro dealers, who will presumably provide the highest level of support. Triumph-Adler hope to distribute the product through some of the new microcomputer chains and the retail multiples, but did not wish to mention any names at this stage. Look for dealers who can give either a discount on software (in which case you must learn it yourself) or can show a good track record on support, preferably with other Alphatronic products.

CONCLUSIONS

On balance, we vote a cautious "yes" to the Alphatronic PC for the few small business applications that don't require a backspace key. If Triumph-Adler decide to fit one on future machines, and can eliminate the irritating CRT flicker under BASIC, we would be more optimistic. A low-cost (or free) accounting package would also be attractive, as the strange keyboard layout makes serious word processing unlikely. Paradoxically, the danger of buying this machine is its low price, which is the main selling feature of the system. It is terribly vulnerable to competition from low-cost Japanese business systems and expanded versions of home machines. If you don't need a machine right now, wait to see what the next six months brings.

FACTSHEET	Triumph-Adler Alphatronic PC
CPU	Z80A
Clock speed	4 MHz
ROM	32K (24K BASIC, 4K IPL)
RAM	64K
Language	Microsoft BASIC
Keyboard	QWERTY standard plus numeric keypad and programmable function keys (total of 85 keys)
Display	80 or 40 column text with user-defined scrolling window of one to 24 lines. 160 by 72 or 80 by 72 pixel graphics. Eight colours. RGB, Composite and UHF video (with adaptor supplied).
Cassette I/O	Kansas City I/O RS-232C interface Centronics port Bus I/O for floppy discs or expansion
Weight	3.5 kg
Options	Disc drives (one or two 320K 5¼" units) Microsoft disc BASIC CP/M 2.2 File server (<i>under development</i>); 10M Winchester disc (8.2M available to users), 20M tape streamer, SDLC network using 75 ohm coaxial cable with data transfer at 78K/second
Prices	Alphatronic PC £347 plus VAT Discs: First unit £330 plus VAT Second unit £270 plus VAT File server £5735 plus VAT (NYA)
Manufacturer	Triumph-Adler (UK) Ltd, 27 Goswell Road, London E1M 7AJ (phone 01-250 1717)



"Run more than ten tasks on a ZX81-FORTH ROM?"

Sure! More than 10 tasks simultaneously and, in some cases, up to 300 times faster! That's what replacing the basic ROM with the new FORTH does for the ZX81 – and more!

The brains behind the breakthrough belong to David Husband, and he's building Skywave Software on the strength of it. Already orders are flooding in and it's easy to see why.

The ZX81-FORTH ROM gives you a totally new system. In addition to multi-tasking and split screen window capability, you can also edit a program while three or four others are executing, schedule tasks to run from 50 times a second to once a year, and with a further modification switch between FORTH and BASIC whenever you like.

The ZX81-FORTH ROM gives you a normal keyboard with a 64 character buffer and repeat, it supports the 16k, 32k, 64k RAM packs, it is fig-FORTH compatible and it supports the ZX printer.

The price, too, is almost unbelievable. As a "fit it yourself Eprom", complete with manual, it's just £25+VAT.

Add £2 p&p UK (£5 Europe, £10 outside Europe) and send your order to the address below.

Skywave
SOFTWARE

David Husband
73 Curzon Road, Bournemouth,
BH1 4PW, ENGLAND.
Tel: (0202) 302385.
International +44 202 302385.



Oric 1 computer 48K (£143) (£141) £151. Oric colour printer £134 (£123) £140. New Sinclair QL Computer £495 (£455) £475. Sinclair Spectrum 48K £131 (£131) £143. Spectrum 16K £101 (£105) £117. Interface 2 £20.45 (£20) £24. Microdrive £8 (£8) £9. 32K memory upgrade kit for 16K Spectrum (issue 2 and 3 only) £31 (£28) £30. Fuller Master and joystick port £56 (£56) £62. Fuller FDS full sized keyboard for the Spectrum with proper space bar £52 (£52) £63. Spectrum printer interfaces with cables - Centronics £51 (£47) £52. RS232 £35 (£33) £38. ZX printer £41 (£40) £50. 5 printer rolls £13 (£16) £21. ZX81 computer £45 (£44) £54. ZX81 16K ram packs £28 (£25) £30.

COMMODORE COMPUTERS

Commodore 64 £204 (£184) £204. Vic 20 £104 (£97) £117. Converter to allow most ordinary mono cassette recorders to be used with the Vic 20 and the Commodore 64 £10.95 (£11) £13. Bargain package - cassette converter plus compatible cassette recorder £37 (£38) £44. Commodore cassette recorder £43 (£44) £50. Centronics printer interfaces for Vic 20 and the Commodore 64 £45 (£41) £46. RS232 printer interface for Commodore 64 £45 (£41) £46. Disc drive £233 (£209) £234. 1525 Printer £235 (£220) £245. 1526 Printer £350 (£330) £360.

ACORN COMPUTERS

Electron £203 (£209) £229. BBC Model B £404 (£357) £387. 14" Colour Monitor £228 (£299) £319. Kenda double density disk interface system £139 (£125) £135. 3" Floppy disc drive £178 (£160) £190. 80 track double sided 5.25" drives - Single 400 800K £245 (£230) £260. Dual 800 1600K £455 (£420) £450.

PRINTERS



Brother HR5 £185 (£171) £190. Oki Microline 80 £203 (£187) £228. Shinwa CT1 CP80 £225 (£218) £248. Cannon PW1080A £332 (£200) £329. Epson RX80 £306 (£271) £302. Epson RX80F.T £346 (£316) £346. Epson FX30 £440 (£408) £348. Combined matrix printers and electric typewriters - Brother EP22 £173 (£166) £186. Brother EP44 £258 (£235) £260. Smith Corona TP1 Daisy wheel printer £252 (£225) £255. MCP40 Oric Colour printer/plotter £134 (£123) £140. Interfaces to run the above printers from Vic and the Commodore 64 £45 (£41) £46. We can supply interfaces to run the above printers from Sharp computers £58 (£52) £55.

SWANLEY ELECTRONICS

Dept CT, 32 Goldsel Road, Swanley, Kent BR8 8EZ, England.

TEL: Swanley (0322) 64851

Nothing extra to pay. All prices are inclusive. UK prices are shown first and include post and VAT. The second price in brackets is for export customers in Europe and includes insured air mail postage. The third price is for export customers outside Europe (include Australia etc) and includes insured airmail postage. Official orders welcome.

PHOTOCOPIES

A
Computing
today
Reader Service

To take advantage of this simple service, just fill in the required information and send it (or a photocopy) to:

COMPUTING TODAY Photocopies,
No. 1, Golden Square,
London W1R 3AB.

together with your money and we'll do the rest!

Lost and can't be replaced? Well, if you've lost one of the early issues that cannot be replaced from our stocks of backnumbers, all is not quite lost.

If you know the article name and the issue it appeared in, we can supply you with a photocopy for the miserly sum of £1.50 including postage and packing. If you're stuck for the month, try checking in our annual index which is included in the December issue each year.

CT JUNE '84

CT PHOTOCOPIES

NAME

ADDRESS

POSTCODE

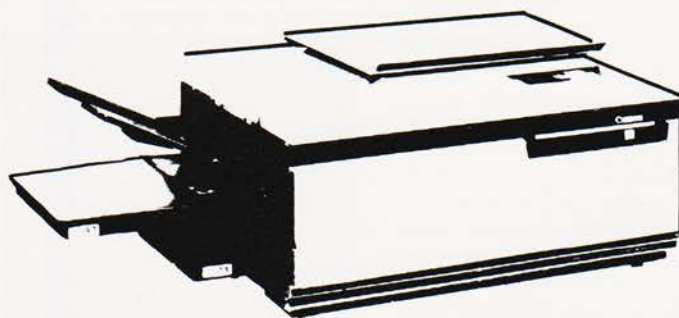
Please send me Photocopies of the following items

ISSUE

ARTICLE

PAGES

At £1.50 each, I enclose £
Cheques and Postal Orders should be made payable to ASP Ltd.



No.3.
APRIL/MAY 1984


Digital & Micro ELECTRONICS

An Argus Specialist Publication

£1.95

Event Counter Timer Project
for BBC Model B,
Commodore 64 and VIC20

Oric Interfacing
Techniques



The ZX Microdrive:
Will it last?

Commodore 64
Universal Cassette
Interface

Amplifier and
Programmable
Noise Source
for the Spectrum



OUT NOW!

SEEING THROUGH



THE BEEB

Jamie Clary

If the work of art on the cover impressed you, you can do the same thing yourself for a relatively modest outlay. Get hold of a MicroSight system and become a REM-brandt.

Anyone watching the Winter Olympics this year could be forgiven for missing the new range of special-effects which were being used to display snow-bound competitors in a way that the organisers would never have thought possible. Some would have noticed, however, that the operator of the latest special effects module had probably bitten off more than he could chew, as at one point in the proceedings the ever-present stopwatch display suddenly appeared at several different places about the screen — simultaneously!

Although the system being used by the Beeb was an example of some of the very latest in image processing technology, several relatively low-cost systems have been devised which, as peripheral elements to a host microcomputer, are said to offer the user a chance to at least *experiment* with the relatively new art/science of image processing. Such a system will allow the user to seize a single video frame via a camera, transfer it into the screen memory of the host micro, and manipulate the image using standard memory-manipulation techniques. One such system,

MicroSight, from Hertfordshire-based company Digithurst, is a video-camera plus interface plus software combination which, for a very modest outlay, offers a rudimentary vision system for use with a variety of micros in home, laboratory, and industrial environments.

Our system was supplied complete for use with the BBC Micro, although putting MicroSight into operation and achieving acceptable results required some determination and not a little imagination, as I discovered during the review. Before discussing this in any detail, however, let us first con-

sider the complete package as it appeared one morning at our offices...

THE SYSTEM

Our system consisted of a fairly inexpensive-looking, monochrome video camera, complete with a small but adequate tripod, the Microeye interface which provides the link between camera and micro, and two cables — a 20-way ribbon cable terminated with standard insulation-displacement connectors to couple the Microeye to the Beeb's user-port, and a metre of co-ax cable terminated with good-quality

BNC connectors to link the camera to the interface. The standard MicroSight system is, of course, supplied complete with a selection of disc-based programs, and this allows the system to be up and running almost immediately. However, I decided to investigate each element in a relatively methodical and systematic fashion. To this end, I chose to ensure that the camera was in working order.

THE CAMERA

An ITC Ikegami video camera acts as the front-end to the system, and although its appearance prompted adjectives such as 'functional' and 'inoffensive' to spring to mind, it is capable of producing a very accurate image with its output fed directly to a video monitor. Its aperture can be adjusted from f/4 to f/16 in eight detented steps, and it is sensitive enough to produce good images even under lighting conditions normally considered poor i.e. a 14' by 20' by 12' room illuminated by a single, shaded, 100W light bulb. The lens supplied with the ITC focuses down to a range of one half-metre, which was a little unsatisfactory as many of the more useful applications for the MicroSight system (pattern recognition and so on) would generally require close-up or macro facilities.

Our camera had a small motor slung to its underside and this, in conjunction with a thin, cardboard disc containing red, green and blue filters, enables the production of colour images. This feature I shall expand upon later, but believe me, it's pretty clever if one remembers that the system uses only a monochrome camera!

THE MICROEYE INTERFACE

The video camera and the micro are effectively separated by the Microeye interface, which to the outside world appears as a metal enclosure measuring 25 cm by 18 cm by 8 cm. Mounted to the front panel is an illuminated on/off switch, with four I/O connectors situated at the rear of the enclosure. A BNC socket provides an entrance for the raw video signal, while a 15-way D-type connector joins the interface to the micro via the 20-way ribbon cable. A nine-way D-type connector is used to deliver control information to the motor slung

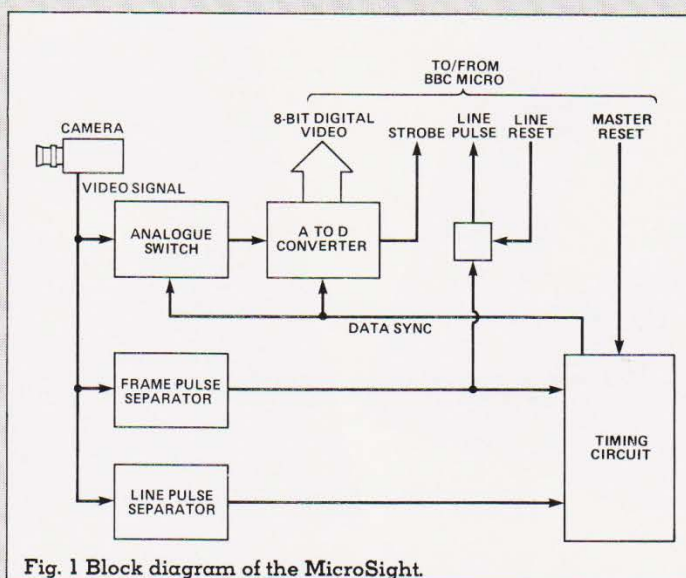


Fig. 1 Block diagram of the MicroSight.

beneath the camera, and finally a three-pin socket forms the 240 V supply entry point.

The technique used to convert the video information into parallel digital form is outlined in the function diagram shown (see Fig. 1). The diagram, taken from the MicroSight manual, illustrates how the video signal is separated into two basic components. Timing information — the line and frame separation signals — are processed and used to control the flow of a second component (beam intensity, effectively) via an analogue switch. A knowledge of these processes is not necessary to use the system, but it was quite reassuring to learn that such details were available if required.

SOFTWARE

Before describing the software in detail, we should briefly consider how this system, and others of its genre, represent images. Monochrome televi-

sion pictures are constructed from a large number of very small dots. By varying the intensity of each dot it is possible to represent monochromatic shades, hence a definite picture consisting of many shades can be produced.

In a similar way, it is possible to represent images upon a memory-mapped screen. Although the ability to vary the individual pixel brightness levels is confined to a relatively small number of micros (it is often more useful to use such attribute space for different colours), it is the case that different colours displayed upon a monochrome screen appear as varying intensities of grey — the so-called grey-scales. This technique is used with the MicroSight system. The BBC Micro can display eight colours in Mode 2 (flashing 'colours' ignored!) and is therefore capable of displaying eight levels of grey — simple! The drawback is that one has to display such images on a monochrome

screen, otherwise the resulting picture, although interesting, appears as a jumble of different colours!

Although the software supplied with a peripheral of this complexity should ideally be capable of exercising every facility that the device can offer, there is an almost infinite number of tricks that one could play with an image once it has been digitised. For this reason, it seems that Digithurst have deliberately supplied a minimum of bundled software — enough to allow images to be captured and subsequently stored on disc, but little which will exploit the system's real potential. This is best emphasised by the fact that the manual for the basic MicroSight package contains not only a full source listing of every routine supplied, but complete, detailed commentaries enabling — and effectively encouraging — users to fiddle with the code in order to obtain a particular facility.

DISC-CONTENTS


The software supplied with the basic system is contained by three discs. The first of these is the 'photo disc' which enables the user to simply capture an image, display it on a Mode 2 screen, and store it for future use. The 'MicroSight 1' disc is a more flexible beast, in that it will allow an image, once captured in the micro's screen memory, to be manipulated to give, in the case of the 'border' facility, an outline of an image with the main body of the image completely removed. The 'area' facility performs almost the antithesis of this function, in that much of the grey-scaling is removed to leave a crude, but very interesting silhouette-like image consisting only of black and white levels.

The image held in the micro's graphics RAM is refreshed, quite conveniently, using the 'Refresh' option. This option displays a 128 by 128 pixel image situated at the bottom-left of the screen, and is designed to quickly display an image which is the current object of the camera, in order that adjustments to focus and so on can be made without waiting an age for the whole screen to be updated. A 'Threshold' facility allows direct adjustment of the contrast of the image, while the 'Colour' option expands the





Some examples of the images that can be obtained using the MicroSight package, dumped in black-and-white to an Epson printer. Above, you can see how weird effects can be obtained by moving the subject during the scanning of the image.



Left: the amazing two-headed editor! Don't move during exposure, or strange results can occur: see above.

128 by 128 image to 200 by 200 with five scales of grey.

'Dumping' of images — to disc or printer — is also catered for, and while the printer dump routine supplied uses Epson protocols, any screen-dump utility could be used once the required image has been stored on disc. Finally, the screen menus can be switched on and off, leaving just the captured image present upon the screen.

WHAT'S ON THE MENU?

The options are spread over two menus, and although I am ashamed to admit it, this split-level approach had me baffled for a time as some options are accessible from both menus and no explicit indication is given as to which menu is currently on display (simple 'MENU 1' and 'MENU 2' headings would have solved this problem).

The final disc supplied with the basic system — 'MicroSight Hi-Res' — offers virtually the same facilities as the Photo disc, but for two important exceptions. While both the Photo disc and the standard MicroSight programs use a Mode 2 screen to display images, the Hi-Res disc uses Mode 0 which has a graphics resolution of 640 by 256, compared with the 160 by 256 resolution of the Mode 2 screen. The higher resolution mode, however, is only capable of displaying two colours, against the eight colours available with Mode 2, so although the image may have an improved picture 'definition', much image information is lost by the screen's inability to display more than two grey-scales (ie black and white).

The other important difference is that the Hi-res program has a 'slogan' option. This permits character-strings to be superimposed upon a given image, anywhere about the screen — useful for adding titles and labels to captured images.

OPTIONAL EXTRAS

The programs described so far are those supplied as part of the basic system. In addition to these, however, there are two other packages available which are designed to greatly enhance the flexibility of the system. The first of these is a colour add-on called 'MicroSight Colour'. This system,

PRICES	
Basic MicroSight system for the BBC Micro, Commodore 64, and IBM PC, including monochrome video camera, tripod, Microeye interface, cables, MicroSight 1/MicroSight Hi-Res/Photo discs.	£495 plus VAT
Microscale Image Analysis Software	£295 plus VAT
Colour Add-On including motor, filters, and MicroSight colour disc	£99 plus VAT
MicroSight Interface card for the IBM PC (necessary to link the basic MicroSight system to the PC)	£95 plus VAT
The MicroSight system is also available for the Hewlett-Packard HP 9816 and the ACT Sirius microcomputers. For additional information regarding any of the above systems, contact Digithurst Ltd, Leaden Hill, Orwell, Royston, Herts. SG8 5QH (telephone 0223 208926).	

through its ingenious use of red, green and blue filters, allows the system to represent colour images using only the existing monochrome camera. This is achieved by mounting a motor beneath the camera (ours was already fitted), to which a disc containing three filters is added.

The motor is energised under software control such that, at any given moment, only one of the red/green/blue filters is in front of the lens. If, for example, the red filter covers the lens, only red light will be admitted into the camera, and hence the software will compose an image, as displayed upon the screen, from red only. If the disc is revolved to position the green filter in front of the lens and another scan performed, the resulting image will consist of green only. This image is then 'superimposed' upon the existing red-only display. The same process is performed a final time using the blue filter to yield a full, three-colour image. The overall effect of the layered display is interesting, in that the three separate colours combine to provide the illusion of a full-colour picture!

MANIPULATION

The second package available as an extra is the 'Microscale' package. This comparatively advanced piece of software probably deserves a few pages of its own! Briefly, though, this package allows selective analysis to be performed upon images by defining 'windows'. A window is used to designate which portion of an image is to be manipulated, and in this way specific areas of

a picture can be transformed into 'area' or 'border' representations, or removed altogether. Also, the relative dimensions of specific objects within an image can be determined, and this feature alone could have numerous practical applications such as sorting differently shaped objects.

DOCUMENTATION

How sad it is that poor documentation often spoils what might otherwise be a well-presented system. The manual which accompanied our system was an example of such documentation, containing not only fundamentally inaccurate statements (on the very first page a routine is referred to which does not even exist as part of the system software), but also containing references to non-existent chapters! However, what the manual lacks in presentation, it attempts to make up for in detail. A source listing is given for every routine — a virtually unknown phenomenon — and the operation of each routine is described in such lucid terms that a quick glance through the manual is almost an education in itself! This only goes part of the way towards compensating for its basic impenetrability, though, and I think I would try to avoid referring to the manual whenever possible.

EASE OF USE

Operating the system was quite straightforward in spite of the manual, and once the basic requirements such as focus, illumination and aperture had

been adjusted, obtaining an image was usually a simple matter of pressing the relevant key. Some of the more advanced features were a little difficult to get to grips with, but this was due to unfamiliarity rather than any great failing in the system itself. As mentioned, the camera was sensitive enough to produce good images under poor lighting conditions if used directly with a motor, but to obtain similar results with the MicroSight system as a whole required slightly more favourable — but by no means exceptional — conditions.

The presentation of on-screen information (menus and so on) was quite disappointing, despite the graphics capabilities of the BBC Micro. In fact, the appearance is quite typical of software produced by a hardware company and given the price of the system as a whole, a little more effort should have gone into improving the intelligibility and overall friendliness of on-screen information and prompts. As I have already mentioned, the system had a tendency to leave the user in the dark as to what was happening at any given moment, although this had a beneficial side-effect, in that it encouraged me to take more care when selecting options from the menus than I might otherwise have done!

CONCLUSION

Given the cost of the MicroSight system, those wishing to purchase a relatively inexpensive image analysis system could do far worse than to choose this one. It is very good value for money, and I still find it difficult to accept that MicroSight comes complete with a camera. The software, despite its disappointing appearance, functioned well in use and always — well, usually — gave what was required of it. The documentation was the main failing of the system. The illogical layout of sections within the manuals was barely excused by my amazement at finding complete source code listings for the routines — a rarity indeed!

Competition in this area of the market is not particularly fierce at present, but Digithurst's MicroSight system will, I think, establish itself as the low-cost, image analysis system for micros.

STRETCHING

YOUR 64

To a lot of people, the Commodore 64 is merely a home computer. A handy, entertaining, semi-serious piece of kit which all the family can enjoy. Few people appreciate, let alone exploit, its hidden applications potential. Because, to be perfectly honest, no one has ever bothered to produce any software to significantly boost its performance and exploit all the exciting possibilities.

Well, we're about to change all that. **HANDIC** have pioneered four programmers aids that really do stretch the imagination and latent potential of your Commodore 64.

Take a look...

GRAF 64 With GRAF 64 you can study complicated mathematical functions by their graph. You can also define a function and plot the graph in high resolution within an x-axis range. Graphical areas far from the original can be studied by a blow-up of a specified range. There is also a special routine for computing the integral of a function within a range specified by you. **£29.95**

MON 64 Machine Code Monitor on cartridge — you do not have to wait while the cassette or diskette is being loaded between runs and debugging attempts. The package includes two (Yes 2!) monitors, so that it is possible to decide what parts of the memory NOT to use. It is, so far, the only monitor on the market that works with all 64K of the CBM 64 memory. MON 64 has built-in help screens and a reset function. There is a command that lets you write ASCII-code directly into the memory. Except for the special functions the MON 64 has the following facilities: Assemble, Breakpoints, Disassemble, Go, Hunt, Interpret, Load, Save, Transfer, Relocate, Display Memory, Display Registers, Walk, Quicktrace, Modify Registers etc. and many others. **£39.95**

STAT 64 STAT 64 simplifies your work with statistics and graphic displays. STAT 64 will add 19 commands to your Basic language. For example: bar charts (histograms) horizontally or vertically, plotting with 3871 points (high-res 64000), screen dump even if the screen is in graphic mode (not the high-res mode), statistical commands for mean value, standard deviation, variance and other critical calculations. **£29.95**

REL 64 Turn your COMMODORE 64 into a remote Command and Control Centre. Activate burglar alarms, garage doors, locks, electric radiators, switches, thermostats, transmitters, lamps, valves, remote controls, pumps, telephones, accumulators, electric tools, stop watches, central heating systems, ventilators and airconditioning units, humidifiers, televisions, stereos... you name it. **£34.95**

Stretch your performance and exploit the hidden potential of your '64. For more information contact our 'Programmers Aids Centre' on 0344-778800. Or simply fill in and post the coupon to us.

All prices include VAT.

All products supplied as plug in cartridge.

I would like you to send by return post further information on the Handic 64 range.

Name Title

Company

Address

Tel.

5 Albert Road, Crowthorne
Berkshire, RG11 7LT
Tel: 0344 778800 Telex: 849426

handic
software Ltd CT 2

Thinking ahead

EASYCODE PART 4

Simon N. Goodwin

And so to the final act, where we introduce a few characters from the real world of microprocessors and compare their instruction sets to that of our BASIC simulation.

In this final instalment of the 'Easycode' series we'll compare our invented machine-code with the real thing, and explain some of the features of common microprocessors. We've got examples in Easycode, Z80, 6502 and 6809 code, and we'll compare the performance of all of the popular processors.

THE DIFFICULT BIT

When this series began we deliberately skipped over an area which is normally introduced very early in machine-code tutorials — the idea of 'bits'. This isn't a very hard idea to grasp, but it is difficult to see why it is important when you've no background knowledge of machine code. By now you should know enough to be able to see how bits can be useful.

You've almost certainly been told, at one time or another, that computers store information in 'ones and noughts'. In other words, a voltage can be either present or absent at a point inside a computer or memory chip. If the voltage at a point is much over 2V we generally call the level 'Logic 1'. Less than a volt usually corresponds to 'Logic 0'. (Special purpose computers sometimes use different levels: officially, in micro systems, a '0' is represented by 0V and a '1' by 5V).

The important point is that a computer can't store other values. High voltages are '1's, lower voltages are '0's. The exact line between the two levels, or 'states', varies between components but it is generally between 1 and 2V. There is no 'Logic ½' level, and no 'Logic 3' or 'Logic -2'. Computer storage is composed of cells — or 'bits'. Each bit contains either the value '0' or '1'.

BASE 100

Easycode differs from real computers because each location — the smallest unit which can be handled — can contain any value in the range from 0 to 99. If you want to store a larger number in Easycode, you have to use more than one location. To store a value up to 9999 you use two locations, one for the 'units' and another for the 'hundreds'. In principle this could be extended indefinitely — to store the number of people in the UK you'd need four locations, for units, hundreds, tens of thousands, and millions. The limited capacity of an individual location doesn't matter much, so long as you can manipulate groups of them together.

BASE 2

A single bit is the most limiting capacity of all. You can use it to represent the answer to a 'yes/no' question but it isn't useful for much else on its own. Micro systems recognise this fact and most instructions deal with groups of bits rather than individual ones. An 'eight bit' computer is one which uses, most commonly, groups of eight bits, or 'bytes'.

Most popular micros use eight bit processors, although they often have a few facilities for handling information in larger or smaller amounts. There are jargon terms for each amount: 'words' (16 bits) — 'long words' (32 bits), 'pages' (often 256 bytes — 2084 bits), 'segments' (typically 65536 bytes) and lots of others, specific to individual processors. There are units smaller than a byte, too: a 'nibble' is two bits and a 'nybble' (note the 'i' and the 'y') is four bits.

The more bits there are in a unit, the more values can be represented. In a nibble you can store four different values: 00, 01, 10 and 11. This is a notation called 'binary' (meaning twofold) since each bit may be either a '0' or a '1'.

The number of values which can be stored in a certain number of bits is found by multiplying two (the number of possible states) by itself for each available bit. In two bits we can store four values, in four bits we can store $2 \times 2 \times 2 \times 2 = 16$ values, and so on. If you're not sure of this, check it out by writing all of the permutations of four bits. Once the rule is known we can say that 256 values will fit in a byte (eight bits), 65536 values will fit into a computer word (16 bits), and so on.

DECIMAL AND BINARY

It is helpful to be able to write numbers in binary, but sometimes they are rather unwieldy. It is much easier to say that the Spectrum's display memory is located between address 16384 and 23295, than to use the binary forms 100000000000000 and 101101011111111, even though the binary does represent the pattern of voltages used inside the computer! We need a consistent way to convert binary into decimal.

If we call the right hand digit the 'units', the next digit the 'twos', then the 'fours', 'eights', 'sixteens' and so on, we can convert from binary to decimal quite easily. The sequence of

TABLE 1

Weight:	128	64	32	16	8	4	2	1	
Binary:	1	0	1	0	1	0	1	0	
Decimal:	128	+	32	+	8	+	2	=	170

Binary to decimal conversion.

values ('powers of two' or 'weights'), from the right, goes 1, 2, 4, 8, 16, 32, 64, 128, 256, 512, 1024 (a 'K'), 2048, 4096, 8192, 16384, 32768, 65536 and so on. You pick up this sequence quickly as you learn machine code.

As an example, Table 1 converts the number 10101010 from binary to decimal. You should be able to confirm that 11111101 in binary is 253 in decimal, and 01010101 (binary) is 85 (decimal).

SHIFT WORK

There is a hidden advantage of binary arithmetic — it is better suited to electronic addition, multiplication, and so on. Even pocket calculators use binary internally, like computers, and then convert the values as required. You may have spotted the technique used when you tried out the examples above.

A microprocessor is much better at moving bits around than it is at complicated arithmetic operations like multiplication. There are electronic ways of multiplying or dividing in a single step, but they're certainly not trivial! What is easy is moving bits up and down in a register — so-called 'shifts' (if the end values are thrown away) or 'rotates' (if the end values re-appear at the other end).

Look back at the binary forms of 85 and 170. To convert 85 into 170 all you have to do is shift the binary one place to the left. Such a shift is, in effect, a 'multiply by 2' operation. Similarly a shift to the right corresponds to a 'divide by 2'. By convention the bit which 'falls off' after a shift or rotate (the remainder, here) is shunted into the carry flag.

Earlier in this series we performed a multiplication by adding a number to itself repeatedly. We warned that this was not the

technique used in real computers — now we can see the real technique in action!

PROBLEMS MULTIPLYING

It is fairly easy to program a multiplication using a combination of shifts and additions (hardware addition is simpler than multiplication — all microprocessors support it). It becomes even easier once you realise that we're using binary, since the ones and noughts in the binary can be used to indicate when we should shift the result and when we should add the value to be multiplied.

As an example we'll multiply 23 by 11, using binary throughout. 11 decimal (the multiplier) is 1011 in binary, and 23 (the multiplicand, or 'other number') corresponds to 10111. The operations are 'dry run' in Table 2.

We end up with the binary value 11111101, which — amazingly enough — is 253 in decimal! This may seem like

TABLE 2

STEP	ACTION	MULTIPLIER	RESULT
0	Set multiplier, clear result	1011	00000000
1	Shift result left (!) Rotate multiplier left. If a '1' fell off, add multiplicand	0111	00000000 00010111
2	Shift result left Rotate multiplier left. If a '1' fell off, add multiplicand	1110	00101110
3	Shift result left Rotate multiplier left. If a '1' fell off, add multiplicand	1101	01011100 01110011
4	Shift result left Rotate multiplier left. If a '1' fell off, add multiplicand	1011	11100110 11111101

Binary multiplication.

magic, but it does work reliably for any size of number, so long as you carry out one shift/rotate step for every bit in the multiplier.

If this still seems confusing, try thinking of it as a process of repeated additions with shifts intermingled. An add followed by four shifts corresponds to 16 adds, an add before two shifts corresponds to four adds, and so on. The later a bit appears in the multiplier, the less additions it represents. Each position represents half as many additions as the position to its left.

There is a 'useless' shift in step 1 — this shifts the value zero, making absolutely no difference! It has still been performed to emphasise that the procedure is absolutely identical at each step: shift the result, shift the multiplier and add the multiplicand IF there was a carry from the multiplier. There should be as many steps as there is room for bits in the multiplier. Here we've used four bits, hence four steps are needed to line up the result correctly.

You may need more bits for the result than you did for the original number, just as in human arithmetic. In decimal, 99 times 90 (two-digit originals) gives a four-digit result: 8910, for those with boggling brains or flat calculator batteries! The number of digits (or bits) in the result is never more than the total number of digits in multiplier and multiplicand.

Table 2 presumes that you either know or can work out how to add binary numbers. The process is actually very simple, although computers are best at it so it is OK to skip the arithmetic as soon as you understand how it works! Binary addition is done from the right-hand digit leftwards, just as you were taught (with decimal) at school. A '1' can be 'carried' to the left as usual, so

TABLE 3

0 + 0 + No carry	= 0
0 + 0 + carry	= 1
0 + 1 + No carry	= 1
0 + 1 + carry	= 0, carry 1
1 + 0 + No carry	= 1
1 + 0 + carry	= 0, carry 1
1 + 1 + No carry	= 0, carry 1
1 + 1 + carry	= 1, carry 1

Adding two bits together.

you have to take the previous 'carry' into account for every digit after the first. For each column of binary there are eight possibilities, shown in Table 3.

In principle this rule can be used for addition inside the computer, although tricks are used so that the processor doesn't have to wait for all the rightmost bits to be added before it can work out the result (including carry) for the leftmost. These tricks are interesting, but rather beyond the scope of this article!

ILLOGICAL, CAPTAIN!

There is one more application of bits which it is useful to understand. This is the idea of 'logical operators': not spies from the planet Vulcan, but actions based on simple binary rules. Logical operators allow a programmer to pack different information into any bit or group of bits within a location. Shifts and rotates can be used to line the bits up before they are stored or recalled. Table 4 summarises the effects of the operators NOT, AND, OR and XOR.

The simplest logical operator is called 'NOT', 'inverting' or 'ones-complement'. The effect of the 'NOT' operation is to flip the values of each individual bit. Every one becomes a nought, and vice versa.

The other logical operators involve two numbers — the data, and a so-called 'mask' value which is used to determine the result. All of the operators are commutative, which means that you get the same result whichever value you say is the 'mask' — in normal arithmetic, addition is said to be commutative, since $7 + 2 = 2 + 7$, whereas subtraction is not: $7 - 2$ is not the same as $2 - 7$ (or so my bank manager insists!).

The AND operator produces a result which contains 'ones' at every position where the data AND the mask contained a '1'. This is useful when you want to check some of the bits in a number and ignore the others. To test whether a number is odd or even, for instance, you just AND it with 1. If the result is zero then the number is even, otherwise it contained a 'unit' and must be odd.

The OR operator produces a result which contains '1' at every position where the data OR the mask (or both) held a '1'. This is a useful way to set certain bits in a register. OR A;4 will set the bit third from the right (the 'fours' column) in register A, whether or not it was set before.

The last operator is the most devious. The 'exclusive OR' (XOR or EOR) operation sets a bit in the result whenever ONLY ONE of the corresponding bits in data and mask is set. XOR A;1 would

TABLE 4

Logical NOT:	
A	10011101
NOT A	01100010
Logical AND:	
A	10011101
B	11110000
A AND B	10010000
Logical OR:	
A	10011101
B	11110000
A OR B	11111101
Logical XOR:	
A	10011101
B	11110000
A XOR B	01101101

Logical operators.

make the contents of A odd if they were previously even, or vice versa. If A is an eight-bit register, XOR A;255 will produce the same result as NOT A — all of the bits in A will be flipped (since, for any bit, '1' XOR '1' is '0' and '0' XOR '1' is '1').

The key thing to remember is that if you XOR a location with the same mask twice, you get the first number back. This is very useful for applications like graphics, when you want to store and then erase a pattern.

REAL MACHINE-CODES

This series ends with a look at the three most common forms of 'hobby' machine-code — Z80, 6502 and 6809 code. We'll also mention the 6800, 8080, 8085, 8086, 8088 and 68008 processors in passing!

There are, broadly speaking, two different types of eight bit microprocessor — Motorola-style and Intel-style. Motorola and Intel are both American chip-makers. Firms such as RCA, Texas and National Semiconductor have produced different designs, but they haven't caught on with hobby machine builders. Figure 1 shows a family tree of the most popular processors.

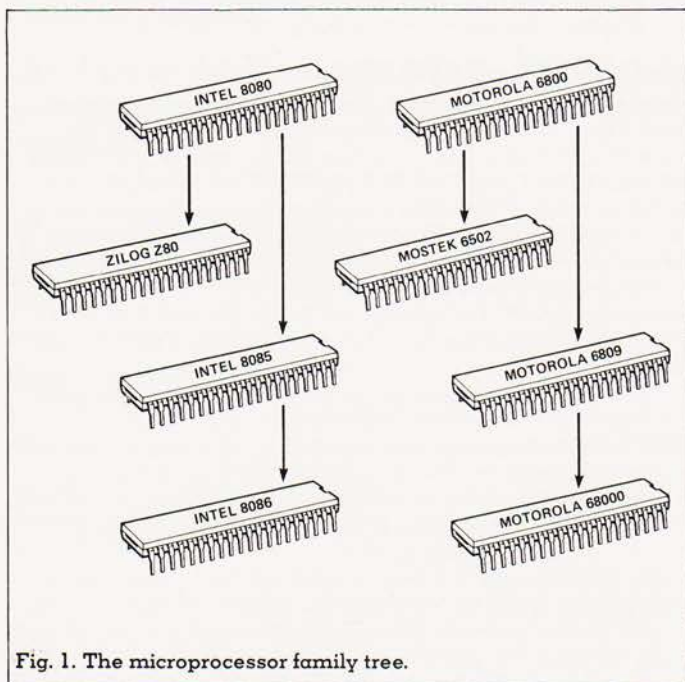


Fig. 1. The microprocessor family tree.

The first 'hit' micro was the Intel 8080, a development of an earlier calculator chip called the 8008. Later in 1975 Motorola produced the 6800 chip, a competing processor with a totally different internal design.

INTEL

Processors which follow the Intel design tend to have lots of registers and instructions, all of which have different, specialised applications.

The speed of a processor is determined by the timing clock signal it receives. Intel-style machines tend to take a number of pulses of the clock before they produce results (usually between four and 20 pulses, depending upon the instruction).

Common Intel-style processors are the 8080, 8085, 8086, 8088 and Z80. The 8085 and Z80 were both directly modelled on the 8080, to the extent that they share much of their instruction-set.

MOTOROLA

Motorola-style processors have relatively few registers and instructions. Instructions tend to be simple and consistent between registers, so that each register can be used in much the same way as the others (this is less true of the 6502).

Motorola established the idea of using 'instruction pre-fetch', which means that one part of the processor gets on with fetching information from memory while the other part decodes and performs the instructions. This 'parallel' principle is extended elsewhere in the processor, so that instructions take few clock pulses to be performed — generally between one and six pulses. This is one of the reasons why the Motorola-style BBC Micro (6502 at 2 million clock pulses a second, or 2 MHz) can out-perform the Lynx or Spectrum with their Intel-style Z80s running at twice the clock speed.

The Motorola 68008 processor used in Sinclair's QL computer has been criticised because it is a 'cut-down' version which addresses memory in bytes rather than 16-bit words. In fact the loss in performance is quite small — generally only about 30 per cent — because of the way the processor can access memory at the same time as internal operations are performed.

By way of contrast, many business machines use the Intel

8088 microprocessor, a cut-down model of the 16-bit 8086. The 8086 does not 'look ahead' in the same way, so the performance of the 8088 is degraded much more.

BATTLE OF THE BYTES

Listing 1 shows an Easycode program similar to one introduced earlier in this series. The program adds up a list of 10 numbers and stores the total in memory. Listings 2, 3 and 4 contain equivalent programs for the Z80, the 6502 and the 6809. The overall structure of the solution is the same in each case, although the detail has been altered. The programs are not claimed to be the best possible solution for each processor, but they do show the differences between the machines quite accurately.

Each real program starts with an ORG statement which tells the assembler where the code and data are to be stored. The value you pick depends upon the use of memory in your computer — it doesn't really matter where you pick so long as the memory is not already in use.

Words like DEFW, DW, and FDB are used to initialise a word location to a given value (zero, in the listings). Similarly DEFS, DS and RMB reserve a specified number of bytes for data (without explicitly storing a value). These words (called 'pseudo-ops' since they don't cause any processor operations) vary between processors and assemblers. The examples above were tested using EDAS on a Video Genie, AMAC on an Atan 800 and DASM on a Dragon 32.

Each assembler (other than Easycode) allows lines to be named or 'labelled'. This allows you to refer to data and code by name rather than address. On the Z80 and 6502 you define labels by following them with a colon — on the 6809 you prefix label names with an '@' sign.

0:	11	81	LOAD X;81	Point to start of table+1
2:	1	0	LOAD A;0	Fetch a zero to...
4:	3	70	STORE A;270	Clear the hundreds count
6:	2	80	LOAD A;280	Fetch first value
8:	19		ADD A;2X	Add the next value
9:	8	19	JUMPNZ;19	Don't carry unless we must
11:	20		PUSH A	Save the units count
12:	2	70	LOAD A;270	Fetch the hundreds
14:	5	1	ADD A;1	Count one more hundred
16:	3	70	STORE A;270	Store the result
18:	22		POP A	Restore the units
19:	16	89	SUB X;89	Has X reached 89?
21:	9	26	JUMPNZ;26	Jump on if X was not 89
23:	3	71	STORE A;271	We've finished, store units
25:	25		RETURN	Go back where you came from
26:	15	90	ADD X;90	Advance X to the next value
28:	10	8	JUMP;8	Go and add the next value

Listing 1. The Easycode adder (30 locations of code). It adds the values in 80-89, storing the result in 70 and 71.

THE Z80 PROGRAM

The Z80 processor is very popular with hobbyists, mainly because it has lots of 'special case' instructions. A very clever programmer can consequently produce very clever programs! However, it does take a while to learn the idiosyncracies of the Z80.

In Z80 assembler a number or register-name in brackets represents a pointer to a location, so the LD A, (100) would Load

TOTAL:	DEFW	50000	;Start assembly at address 50000
TABLE:	DEFS	0	;Room for the result (word value)
		10	;Space for 10 data bytes
ADDUP:	LD	B,9	;The number of 'adds' required
	LD	HL,TABLE	;Registers H & L point at TABLE
	LD	C,0	;C counts multiples of 256
	LD	A,(HL)	;Fetch the first value into A
NEXT:	INC	HL	;Point to the next value
	ADD	A,(HL)	;A = A + what HL points at
	JR	NC,NOCAR	;Rush on unless A overflowed
	INC	C	;Add 1 to (increment) register C
NOCAR:	DJNZ	NEXT	;Decrease B (B=B-1) Jump if not 0
	LD	L,A	;Copy 'low' byte into register L
	LD	H,C	;Copy 'high' byte to register H
	LD	(TOTAL),HL	;Store result (H and L) in TOTAL
	RET		;Go West, young processor!
	END	ADDUP	;This marks the start and end

Listing 2. The Z80 adder (22 locations of code). This adds the values in TABLE, storing the result in TOTAL.

the contents of location 100 into register A (oddly, Z80 instructions move data from right to left!) and LD A,100 would put the value 100 into A. Some of the eight-bit registers can be used in pairs as 16-bit pointers: the H and L registers are used in this way in Listing 2. The DJNZ instruction is a typical compound Intel instruction. It combines a count-down (in the B register) with a conditional jump if the result is not zero.

THE 6502 PROGRAM

The 6502 is the most consistently-eight-bit processor, so Listing 3 has to store the 16-bit result in two eight-bit stages. Even the stack pointer is an eight-bit register, so a maximum of 256 bytes can be PUSHed. By way of compensation the 6502 has fast, useful

```

TOTAL:  ORG      1540      ;Start assembly at address 1540
        DW      0         ;Room for the result (word value)
TABLE:  DS       10       ;Space for 10 data values

ADDUP:  LDY      #1        ;Y selects each value in turn
        LDX      #0        ;X counts multiplies of 256
        LDA      TABLE    ;Put item at start of TABLE in A
NEXT:   ADC      TABLE,Y  ;Add value at TABLE+contents of Y
        BCC      NOCAR     ;Rush on unless A overflowed
        INX      NOCAR     ;Add 1 to (increment) register X
        INY      NOCAR     ;Point Y at the next value
        CPY      #10       ;Compare Y with 10
        BNE      NEXT      ;Branch (jump) to NEXT if Y<>10
        STX      TOTAL+1   ;Store X in high byte of TOTAL
        STA      TOTAL     ;Store A in low byte of TOTAL
        RTS      NOCAR     ;We've finished (horray)
        END      ADDUP     ;This marks the start and end
    
```

Listing 3. The 6502 adder (25 locations of code).

instructions for 'indexed addressing', such as ADC TABLE,Y which takes the address TABLE, adds the eight-bit value in register Y, fetches a byte from the address totalled, and adds that byte to the value in the accumulator! In effect the instruction combines an adjustable array access and an add in one step.

Motorola don't use brackets in the same way as the Z80 assembler. To load the VALUE 100 into register A you mark the number with a hash: LDA #100. To fetch the byte at address 100, use LDA 100.

Motorola-style computers call conditional jumps 'branches' to show that they use a trick called 'relative addressing'. The instruction doesn't contain the target address of the jump — instead it stores a positive or negative 'offset' between the following instruction and the one which might be fetched instead. Consequently BCC NOCAR is stored as 144 (the code for BCC) followed by '1' to indicate that one byte should be skipped (the INX) if the carry flag is clear. Relative branches make programs shorter and easier to move about in memory.

THE 6809 PROGRAM

It is a shame that the only common machines using the 6809 are the Dragon and Tandy Colour computers, which have weaknesses elsewhere in their design. The 6809 has lots of 16-bit instructions, an extra stack (so you don't need to get data and CALLS muddled up), even more ways of addressing data than the 6502, and a one-step built-in multiply operation. Despite its comprehensiveness, the instruction-set of the 6809 is the most consistent of any eight-bit processor, making it easy to learn and use efficiently. A seasoned CT contributor, Mike James, has written **The 6809 Companion** (Babani), which is an excellent cheap reference if you'd like to find out more for just £1.95.

```

@TOTAL  ORG      20480     ;Start assembly at address 20480
        FDB      0         ;Room for the result (word value)
@TABLE  RMB      10       ;Space for 10 data values

@ADDUP  LDA      #10       ;The A register counts the values
        LDX      #0        ;Clear result, which will be in X
        LDY      @TABLE    ;Point register Y at the TABLE
@LOOP   LDB      0,Y+      ;Copy data at Y to B, add 1 to Y
        ABX      NOCAR     ;Add register B to total in X
        DECA      NOCAR    ;Count one less value to be added
        BNE      @LOOP     ;If A is not zero, go to LOOP
        STX      @TOTAL    ;Save the result at TOTAL
        RTS      NOCAR     ;Easy, eh?
        END      @ADDUP   ;This marks the start and end
    
```

Listing 4. The 6809 adder (19 locations of code).

Turning to our example program, four registers are used — the 16-bit index Y to point to the data, index X to store the total so far, A to count data items and B as a temporary store for each item.

"LDB 0,Y+" adds 0 to the contents of register Y (the zero is a dummy value in this case) and puts the contents of the total address into register B. The '+' tells the 6809 to add one to register Y (selecting the next byte in the table) while it is copying the byte into B! "ABX" is a rare but useful instruction which adds the 8-bit number in B to the 16-bit total in X.

CONCLUSION

With a little luck this series has explained the essence of machine code programming. If some of the details are a little unclear, don't worry — you learn programming by doing, not by reading. This series really set out just to encourage you to get started!

The next step is to buy, borrow or steal an assembler (make sure you get all of the instructions!) and buy a good book on your chosen processor (bad luck if you've got a TI 99/4A). The **Programming the 6502/6809/Z80** series by Rodney Zaks (Sybex) will stand you in good stead, so long as you are careful not to buy first edition copies, which tend to be plastered with errors.

We look forward to seeing your concise machine-code masterpieces in CT soon!



What is a toolkit? Those that might have been unwary enough to have read any of my articles in the past, will perhaps have realised that I subscribe to a variation of a maxim that I was taught at school (yes, I can remember that far back!). The maxim? It was hammered into our young heads by a Mathematics teacher — *the best mathematicians are lazy*. The inference was that we should not slog away with pages of mathematical manoeuvring when a little thought would present us with a short elegant solution.

I am not highly critical of inelegant or unstructured programs — I feel that if a program works to *your* satisfaction, let other programmers argue about improving it! But I *am* lazy: I write quite long programs and any aid that can help me concentrate on the program and free me from a lot of hard work and key pushing is a must. This is the purpose of a toolkit: it supplies the user with a number (ideally all!) of those commands/routines that you wish the computer manufacturer had supplied in the first place. What these routines are will become apparent as we proceed. Let us first look at what the Beebugsoft Toolkit is and how to get it operational.

The Toolkit comes as a ROM chip, a 28-pin integrated circuit chip that *you* are going to have to install in your computer. After I don't know how many years involved with electronics, I still do not relish delving inside a piece of equipment with which I am unfamiliar. Have no fear, though; Beebugsoft supply some of the best step-by-step instructions I've met yet. You would have to be very fumble-fingered to not find it as easy to install as I did. Everything is clearly explained and even the small point that some machines have the fixing screws labelled and some do not is covered.

TURN ON

Having installed your Toolkit and typed **★HELP** and **RETURN**, you should now be looking at something like:

```

TOOLKIT 1.10
TOOLKIT
INFO

```

Type **★HELP TOOLKIT** and **RETURN**: you will be presented with a list of the commands available. Type **★HELP INFO**

BEEBUG'S TOOLKIT

Peter Freebrey

When you're programming on the BBC Micro and there's a spanner in the works, you'll find yourself wishing for a Toolkit to help you out. We look at a comprehensive ROM from Beebugsoft.

and **RETURN** and this will be replaced with a list containing various status information:

- the current values of **FX3** to **FX12** inclusive.
- the current values of **LISTO**, **WIDTH** and **@%**.
- **ERR**, **ERL** and the last **REPORT** error message.
- current memory information, bytes free, program size, **PAGE**, **TOP**, **LOMEM**, **HIMEM** and the next free location.

At least you now know that the chip you've just fitted is doing something. All the commands may be called from

within a program, although the results may not always be terribly useful — would you really want to **RENUMBER** the program lines in the middle of a working program?

The 32-page instruction booklet that comes with the Toolkit is helpful and clear, with all the commands explained in a very straightforward fashion. Toolkit commands when entered are preceded by an **★** in the form **★RENUMBER**, **★CHECK** or in shortened forms followed by a full-stop. To eliminate possible conflict with

any alternative ROM commands that may use the same keyword as Toolkit, all Toolkit commands may also be entered prefixed by the letter **'B'** such as **★BRENUMBER**, **★BCHECK** and so on.

BY YOUR COMMAND

In all there are some 25 commands, in alphabetical order these are:

★CHECK Will verify the contents of a file from disc or cassette. It performs a byte-by-byte comparison of the memory contents with the contents of a specified file. A BASIC program may be **CHECKed** simply by **★CHECK "program name"**; alternatively start and end addresses may be specified and the relevant memory locations **CHECKed** against a file, so **★CHECK "file name", 1900,1CE8** would verify the thousand bytes between memory locations &1900 and &1CE8.

★CLEAR Will clear all variable assignments much the same as the BASIC statement **CLEAR**, but **★CLEAR** will also set each of the Resident Integer Variables (**A%** to **Z%**) to zero. The Resident Integer Variables are special in that they are permanently allocated space in memory, and once assigned they will not be initialised or destroyed by **RUN** or **NEW** as are all other variables. Some care must be exercised when using **★CLEAR** as some programs use the permanence of the **%** variables as links between programs.

★EDIT Enables the user to enter the Screen Editor either from the start of the program —

TOOLKIT
Basic Programmer's Aid
For the BBC micro model A or B
SUPPLIED ON EPROM



BEEBUGSOFT

★EDIT — or at a specified line number — ★EDIT 100. In the EDIT mode you may edit a line without the need to COPY the whole line (thank God! — Ed): characters may be inserted or deleted and the cursor keys either move the cursor left and right along the program line or to the next program line above or below. With the addition of the SHIFT key you may move to

the beginning or end of a line or to the first or last program line. An extra line may be inserted by the use of CTRL and TAB. Any alterations made are *automatically entered* on moving to another line. When using 'up' cursor the preceding line is displayed (the cursor does not scroll up): this is initially somewhat confusing as one is used to reading programs down the

screen in ascending line order. Use quickly brings familiarity with this system and screen editing is certainly quicker, if slightly more prone to 'user error' than the BBC's usual COPY.

★FREE Repeats the information given when you keyed

★HELP INFO, ie the number of bytes of free memory, the size of the current program, the next

free memory location (after the variable storage space) and the values of PAGE, TOP, LOMEM and HIMEM. Not exactly an awe-inspiring command, but like others in Toolkit, because it is there, you will find yourself using it more and more often, especially if you are in the habit of writing long programs!

★MEMORY Will give a hexadecimal dump of the memory contents with the ASCII equivalent characters alongside to the right. Default start of the hex dump will be from PAGE but any start/finish parameters between 0000 and FFFF may be specified. Both parameters must be in hexadecimal.

★MERGE provides a very useful command not found in BBC BASIC. It will merge a BASIC program file (from tape or disc) with a BASIC program already existing in memory. If both programs have a line with the same number (shame on you!), then the line from the file will overwrite the line currently in memory. A warning about the overwritten line will be displayed on the screen.

★MOVE Will relocate the current BASIC program elsewhere within memory, changes PAGE to the new start address and alters all the necessary internal pointers so that the program will RUN at its new location. Although various applications may be found for ★MOVE it is most useful for moving a program down in memory after LOADING from disc, if there is not enough memory for the program to RUN at &1900!

★NEW This is similar to the BBC BASIC's NEW, except that unlike the latter, ★NEW may be used within a program.

★OLD As with ★NEW, this has the same effect as BASIC's OLD, but again it may be accessed from within a program.

★ON Enables Toolkit Error Reporting, and if you are in Mode 7 various messages will appear in colour. After ★ON any error occurring while a program is running will cause the usual error message, but now the Screen Editor (see ★EDIT above) is entered and editing of the current line is enabled. When this occurs the cursor will be in the approximate position of the error.

On certain occasions BASIC will have read past the error before the Toolkit error handling routine is called, so Toolkit has no way of knowing the

```

>★HELP INFO

TOOLKIT 1.10
FX 3 0          FX 4 0
FX 5 1          FX 6 10
FX 7 100        FX 8 100
FX 9 25         FX 10 25
FX 11 33        FX 12 8

@%=&0000090A

LISTO 0         WIDTH 0
ERR 204        ERL 0

REPORT: Bad filename

Free memory =24826 bytes
Program size= 518 bytes
Next free location=&1B06
PAGE=&1900      LOMEM=&1B06
TOP =&1B06      HIMEM=&7C00

OS 1.20
>_

```

Fig. 1 Typical display using ★HELP INFO.

```

>★MEMORY
1900 0D 00 01 2F 20 F4 20 2A ... / ... *
1908 2A 20 46 55 4E 43 54 49 * FUNCTI
1910 4F 4E 20 4B 45 59 20 41 ON KEY A
1918 53 53 49 47 4E 4D 45 4E SSIGNMEN
1920 54 2E 2E 2E 2E 2E 2E 2E T
1928 2E 2E 22 4B 45 59 22 0D "KEY"
1930 00 0A 1E 20 2A 4B 45 59 ... *KEY
1938 20 30 20 2A 46 58 31 31 0 *FX11
1940 2C 33 33 7C 4D 3A 4D 4F ,33IM:MO
1948 44 45 37 7C 4D 0D 00 0B DE7IM...
1950 12 20 2A 4B 45 59 20 31 *KEY 1
1958 20 52 55 4E 7C 4D 20 0D RUNIM
1960 00 0C 10 20 2A 4B 45 59 ... *KEY
1968 20 32 20 54 41 42 28 0D 2 TABC
1970 00 0D 11 20 2A 4B 45 59 ... *KEY
1978 20 33 20 47 4F 53 55 42 3 GOSUB
1980 0D 00 10 26 20 2A 4B 45 ... & *KE
1988 59 20 36 20 2A 46 58 35 Y 6 *FX5
1990 2C 31 7C 4D 2A 46 58 36 ,1IM*FX6
1998 2C 30 7C 4D 56 44 55 32 ,0IMVDU2
19A0 7C 4D 4C 49 53 54 0D 00 IMLIST..
19A8 11 15 20 2A 4B 45 59 20 ... *KEY
19B0 37 20 2A 52 45 4E 55 4D 7 *RENUM
19B8 42 45 52 0D 00 12 16 20 BER...

```

Fig. 2 Using ★MEMORY to obtain hex and ASCII memory dumps.

exact position of the error. Nevertheless this routine can considerably assist in error correction, but until you are used to the Screen Editor beware of inserting something by mistake. It is easily done, especially as you don't have to key return to enter the line. Also remember that an early line of your program might read ON ERROR GOTO 20000, which may well invalidate the use of ★ON.

★ONF Similar to ★ON but also sets two of the function keys F0 and F1, where F0 gives ★BEDIT and F1 gives ★BUTIL.

★OFF Cancels the use of ★ON.

★PACK Will compact a BASIC program by removing all unnecessary spaces and/or REM statements (and Assembly comments). After a ★PACK command a message is displayed giving the length of the program after compacting and also the number of bytes saved. Care must be taken on subsequent editing as COPYing a line will not always result in the correct tokens for keywords being recognised — but ★EDIT will! The moral here is really to save ★PACK for the final, final working program.

★RECOVER When a 'Bad program' error message occurs it signifies that a program has in some way been corrupted. Often only a small part of the program may be at fault and may be corrected if only the program could be LISTed and edited. ★RECOVER will enable this to be done in many cases. The Toolkit manual gives several ways in which ★RECOVER may be used to regain control after such an occurrence. Although we all know that we should make frequent back-ups of our programs as we develop them, it is good to know that ★RECOVER is ready and willing to help in *extremis*.

★RENUMBER This is an enhanced version of BBC BASIC's RENUMBER and enables the user to renumber any section of a program. Four parameters may be given, allowing the specification of the new start line, increment, old start and old finish. This is a fairly versatile command; naturally all GOTOS and GOSUBs etc are altered throughout, and if a mistake is made, error messages are displayed and the command is not carried out. Like most RENUM-

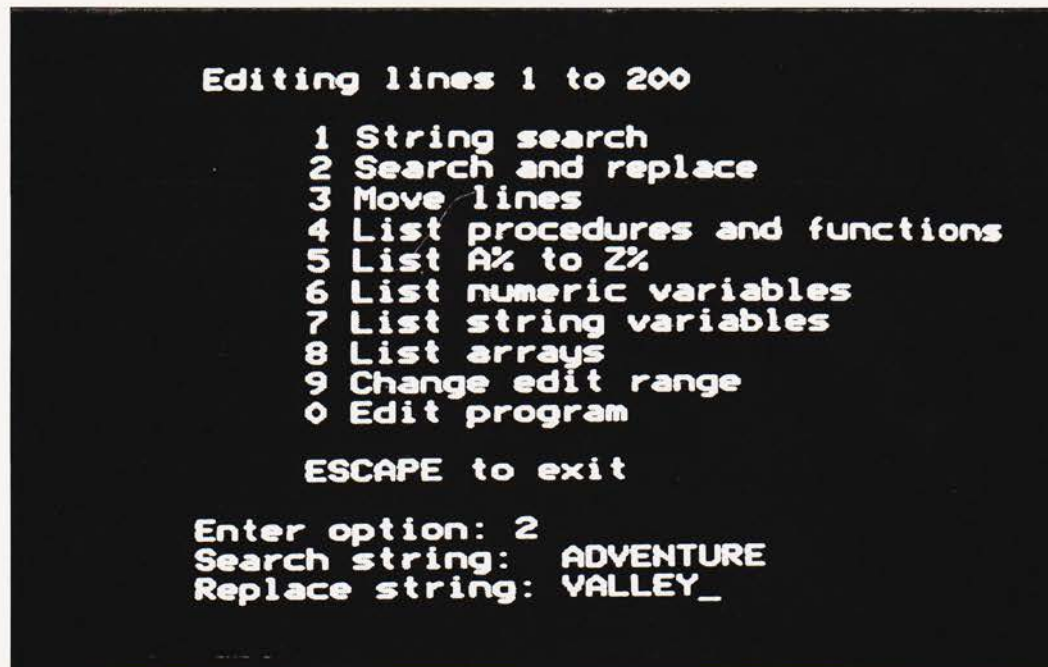


Fig. 3 ★UTIL has been entered and the 'search and replace' function used.

BER commands presently available, ★RENUMBER will *not* move a block of lines outside the bounds of the current line immediately below or above the block. This is only a slight limitation to its use but does leave room for possible improvement in the future.

★REPORT Will display the last error message no matter where the error occurred and is equivalent to BASIC's REPORT:PRINT " AT LINE ";ERL. As with other Toolkit commands ★REPORT may be used within a program, for example:

```
10 IF ERR=17 THEN RUN ELSE
★REPORT : REM ** ERR 17 is
Escape
```

★SCREEN Will SAVE the current screen memory to a named file, on cassette or disc, and will function in any Mode.

★UTIL Finally we come to a package of eight utility commands called by the single command ★UTIL. You are then presented with a menu from which to choose the utility required. Individual utilities may be called without invoking the menu by ★UTIL 2 and so on.

(1) **String search** All occurrences of a specified string in the current BASIC program will be found. The line(s) where it occurs will be displayed and the search string displayed in magenta. The search is for the literal string specified, so if a BASIC keyword (GOSUB, REM etc) is to be found, the 'search string' must be prefixed with a ' to indicate to Toolkit that a tokenised keyword is being

sought. There is a 'wildcard' facility where @ may be used as the 'joker' — BACK@UP will find BACK-UP as well as BACK UP.

(2) **Search and replace** This is similar to 'string search' but two inputs will be requested; first the 'search string', followed by the 'replacement string'. Again all lines affected will be displayed with the 'replacement string' highlighted in magenta.

(3) **Move lines** Enables moving a section of a BASIC program to a position elsewhere within the program. This means that the program will have line numbers out of sequence (well, that was what you wanted!) and must be *completely* renumbered. BASIC's RENUMBER cannot cope with this and will fail when it meets the moved block of lines but, not surprisingly, ★RENUMBER takes this in its stride. There are two points to watch out for:

- you have to renumber the entire program, so any structured blocks of routines (DIMs starting at line 100, DATA starting at line 20000 and so on) will have to be renumbered block by block to regain a similar structure.

- GOTOS and GOSUBs etc within the moved block may not be renumbered correctly and will have to be checked individually.

(4) **List procedures and functions** Will give a complete list of all program lines having 'DEFPROC' and 'DEFN' state-

ments found in the current BASIC program.

(5) **List A% to Z%** Displays current values of all the Resident Integer Variables, both in hexadecimal and decimal notation.

(6) **List numeric variables** Displays all currently assigned numeric variables (other than @% to Z%), again in both hex and decimal notation.

(7) **List string variables** Displays all currently assigned string variables and their present content.

(8) **List arrays** Displays all currently assigned arrays with their dimensions, but the contents of each element are *not* listed.

Note that *currently assigned values* are displayed when selecting 6, 7 and 8 above. This means that a program must be RUN, and no lines added or edited before any of these three commands are called, for there to be any values to display!

(9) **Change edit range** Will select that part of the program to be scanned when option 1 or 2 are chosen, so that 'search and replace' may be chosen to be carried out only between specified line numbers.

CONCLUSION

The Beebugsoft Toolkit costs £27 and in my opinion is worth every penny. Since it has been installed in my BBC it has been used extensively and I can find no fault with it. Highly recommended to lazy programmers!



Software News



INNOVATIVE SOFTWARE

from the professionals

First
there was

Tandy

TRS-80TM

And Then
came

Genie

Followed
by

BBC

Penultimately
we added

IBM

And Now



SANYO

From the original Tandy Model I in 1978, Molimerx now supply software for fifteen different machines and close to fifty different configurations. A 180 page Catalogue is available for the Tandy and Genie ranges. We have to charge £3.00 for this, although £1.00 of this is for postage and is refundable on the first order. For the BBC we have a 28 page Catalogue which is available for a stamped addressed A4 size envelope for 17 pence. For the IBM and Sanyo machines we have lists which are available free of charge.

Trade Mark Credits: As apparent from the manufacturer's name.

TEL: [0424] 220391 / 223636

MOLIMERXTM LTD
A J HARDING (MOLIMERX)


TELEX 86736 SOTEX G

1 BUCKHURST ROAD, TOWN HALL SQUARE, BEXHILL-ON-SEA, EAST SUSSEX.

HARD AND FAST

Chris Bidmead

The idea of storing data on a round, rigid magnetic disc has been with us for nearly a quarter of a century. But it is only in recent years that technology has made the hard disc a reality. Here's everything you need to know.



Switch off a microcomputer based on conventional electronics and whatever is in the central memory is lost forever. This part of the computer, sometimes known as the 'core' for historical reasons, is also limited in size, so it needs to be supplemented with backing memory that is large and non-volatile to provide permanent storage of information between sessions.

On cheap home computers and the newer lap-portables, backing storage is provided by audio cassettes. Advantages: supreme cheapness and the general availability of hardware and consumables. Disadvantages: cassettes are slow and tend to be unreliable.

A gramophone record allows you to drop the pickup on any track by sight; with a tape you have to wind through sequentially to get to the next tune you want to play. The idea of using a removable disc with just this kind of 'random access' facility for recording and reproducing digital data was rejected by IBM in 1960, and mainframe technology grew up through the sixties using high-speed digital tape recorders as backing store.

DISC ARRIVE

But the appeal of random access was not lost on mainframe manufacturers, and towards the end of the 60s they developed large magnetic disc subsystems consisting of a number of flat circular plates (called platters) coated on both sides with a magnetic substance. A set of read/write heads rather like multiple gramophone pickup arms interleaved with the platters, but withdrew on power-down so that the whole stack (called a disc pack) could be detached and replaced.

Unlike a gramophone record there was no groove. The data was recorded on concentric rings of the medium called tracks, each track being divided into sectors that could be treated by the system as so many snippets of magnetic tape. Normally there would be no physical delineation of these tracks and sectors: the system would create the tracks by moving the heads in pre-defined steps, and divide each track into sectors by a preliminary writing process called 'formatting' that carved them out magnetically.



Rodime was the first disc drive manufacturer to launch a 3.5" Winchester disc drive in March of this year, and the drive is helping to establish new standard in physical dimensions, disc diameter, interface details and power requirements.

Apart from the cost, one great disadvantage of this kind of storage was that dust particles between the head and the magnetic surface were likely to send the head ploughing into the platter. When this happened the head, the platter and the data on it would have to be replaced, so devices of this type had to be operated in scrupulously monitored air-conditioning.

SOFT v HARD

The technology developed in two directions. By settling for slower access speed and fitting less data onto the medium it was possible to produce small units that used single, cheap replaceable platters that needed no air conditioning. Because they did not have to meet the (literally) rigid requirements of multi-platter disc packs, these replaceable discs of coated plastic protected by a fibre jacket came to be known as floppies. Floppies began to appear as a method of transferring data between IBM mainframes in the early 70s, and the IBM single-sided, single-

density 8" floppy is still the only universal standard for data exchange.

An alternative development was to tighten up the specifications, pack more data onto the medium, make all the components smaller and — the final elegant touch — build the air conditioning into the device. Once again it was IBM who pioneered this technology, to give us the Winchester hard disc.

Winchester discs were originally built around 14", and later 8" platters, the same size as the first floppies. As floppies shrank to 5¼" and then to something less than 4", Winchester discs have followed suit. Eight inch Winchester discs are now a rarity, the 5¼" format, often known as mini-winnie, now being the standard on business micros costing between £2,000 and £10,000. Micro-winnie, of the sub-4" format, physically a quarter of the size of mini-winnie, are already beginning to appear, mostly on portable computers.

The first mini-Winchesters to arrive in the late 70s were

notoriously unreliable. In part this was because novel hardware technology was trying to squeeze a quart into a pint pot, but in many implementations the systems software writers had overlooked the need to include routines for locking out bad sectors of the magnetic surface discovered during the process of formatting.

Modern 5¼" Winchesters, as long as OEMs have provided them with adequate power supplies, are very reliable indeed. One much-used measure of reliability is the bit-error rate (BER), a function of the average number of bits that can be transferred across the drive/computer interface before an error is made. Today's typical mini-winnie has a BER of one per million, so low that it would take about 70 days of continuous running to test for it using straightforward methods.

Winchester technology improves on floppies much as floppies improve on cassettes, giving greater reliability, speed of access and capacity. Fast, large and cheap backing storage opens up some very interesting possibilities for the modern business user. Unlike the so-called '16-bit Revolution' (see the box) these benefits are real and immediate, and work with existing software.

OVER-DRIVE

Apart from the simple fact that programs load quicker, and data can be processed from disc files faster, the advent of Winchester discs has given a tremendous boost to the huge category of software that uses overlays.

Overlaying is a technique for running large programs in a small amount of core memory by retaining on disc sections of code not immediately needed. Areas of core memory are reserved as a temporary parking lot for this transient traffic, and in the extreme case all that needs to be kept in core for the whole run of the program is the routine for managing the overlays. As far as the user is concerned all the routines in the program are available: if the overlay manager detects the user calling a routine not actually in core, it will organise its transfer from the disc, in the process if necessary destroying (overlaying) a previously-used routine to make room.

Theoretically all this is 'trans-

THE REAL REVOLUTION

Arguably the real revolution in microcomputing has not been the heavily marketed 16-bit processors, but the development of mass-produced mini-Winchesters. The new chips are faster at **processing** (if they're true 16-bit devices talking to a 16-bit bus, which most of them aren't), but most holdups in the micro are due to disc access.

Sixteen-bit chips are also able to address far larger blocks of core memory. But core memory is still expensive, and few business systems actually run to the theoretical 1 Megabyte of RAM permitted by 16-bit processors like the 8086. In any case very little software actually makes use of it.



This Memorex Winchester uses dual platters to give 11.7 Mbytes of store.

parent to the user', a metaphor meaning that the user is supposed to have no need to worry about which sections of code are in core at any one time and which are on disc. But with relatively slow disc devices like mini-floppies, the 'transparency' of waiting for the overlay manager to reorganise the memory begins to be fairly opalescent, if not at times downright opaque. This is what the notorious 'DISK WAIT' message in WordStar is all about.

Speedy backing storage improves this transparency to the point where it really is invisible to the user, lending wings to tired old software and making it possible to run sophisticated applications packages on micros with modest processors and limited core memory.

SPACE TO FILL


Assuming that a good typist can enter 1,000 words an hour and spends five hours a day at the terminal (the unions recommend four), a day's work will amount to a little under 30,000 keystrokes. Each keystroke is stored as a single byte, so we won't be far out in calling a day's typing 30K of data. The original and still standard IBM 8" floppy has a capacity of 256K, so a typist would take about eight

and a half working days to fill it with text.

The smallest commercial 5.25" Winchester discs in common use today offer 5 Megabytes (5,000K) of storage. A more usual capacity is 10 Megabytes; this is 40 times the size of the standard IBM floppy, representing about a year's typing. Mini-winnies with the same physical format but with a capacity of 20 Megabytes are fairly common, and current manufacturing techniques have already managed to cram 40 Megabytes into the same sized box.

Forty Megabytes will become a comfortable standard over the next eighteen months. You can think of this as four years' worth of text entry, or something in the region of 85 ordinary length novels.

Perhaps you don't intend spending the next four years wordprocessing away at your micro to type in the whole of **War and Peace** seven times. Maybe your business doesn't actually require you to keep an online database of 150,000 customers (if it does, you've probably outgrown your micro!). In that case you may well be wondering what benefits this superabundance of logical space could possibly bring your way. There are several.



The Micro-Magnum fixed/removable 5 1/4" Winchester disc system from DMA Systems.

This is a low-cost, fast access 32 Mbyte 8" Winchester subsystem from Newtons Laboratories.



SHARE AND SHARE ALIKE

One popular scheme, particularly in this country, is to allow several users to share the same Winchester disc. This may either be through time sharing on a single processor using operating systems like Digital Research's MP/M, or, increasingly, in configurations that give each user a processor but arrange to have a common data bus connecting them all to the same hard disc.

Systems like this are designed to operate as if each user

were working at a stand-alone micro.

The economic advantage of sharing the most expensive component — the Winchester disc itself — is only part of the story. The real gain is that data can easily be shared between users, both at the simple level of leaving messages for each other, as well as allowing

all the users to work from and update the same common database.

The logistics of management and manufacturing is often greatly simplified by the multi-user, shared-disc approach. Password protection is usually offered to make sure that there is no unauthorised tampering, and semi-automatic software mechanisms for locking and unlocking records and complete files will also have to be included so that, for example, attempts to update a record while it is being read by another user don't crash the system and destroy the database.

Micros are also beginning to benefit from Winchester drives by looking away from the traditional small-size, small-performance operating systems that have characterised

microcomputing since its inception in the early 70s. In place of CP/M and MSDOS, mainframe-inspired operating systems are beginning to appear that do a lot more but demand a lot more space. Unix, the product of Bell Labs, is strongly tipped to come to the fore once Winchester technology becomes commonplace.

Copious fast backing storage is essential to Unix because of its extensive use of overlay-like technique called 'swapping', or 'virtual memory'. A memory manager, built this time into the operating system, constantly juggles chunks of backing store and core memory to create the illusion that core memory is considerably larger than it really is.

Winchesters have their disadvantages. Because the platters are fixed in the drives, a second backing store device, usually a floppy, is essential for getting software in and out of the machine. Archiving requires special consideration; a crashed hard disc that takes 40 Megabytes of your data and programs with it can close down your business if you've omitted to make recent copies. New developments of Winchester-like devices with exchangeable cartridges are beginning to cope with this problem.

WHAT'S IN A NAME

Why call it a Winchester? One much-loved story suggests that the first device IBM produced with this technology had two platters, each with a capacity of 30 Megabytes. The product was dubbed the 3030, and by an extraordinary stroke of fate this was also the name of an early lever-action rifle manufactured by Oliver Fisher Winchester of the Winchester Repeating Arms Company, subsequently famous for the model 73 that helped win the Wild West.

Less romantic chroniclers point out IBM happen to have a plant in a neat New Hampshire town called Winchester. Ah well.

Subscriptions

Personally, we think you'll like our approach to microcomputing. Each month, we invite our readers to join us in an abundance of feature articles, projects, general topics, software listings, news and reviews — all to help committed micro users make more of their microcomputers at home or at work.

However, if you've ever missed a copy of Computing Today on the newsstands, you'll not need us to tell you how valuable a subscription can be. Subscribe to CT and for a whole year you can sit back, assured that each issue, lovingly wrapped, will find its way through your letter box.

And it's not difficult! All you have to do is fill in the form below, cut it out and send it (or a photocopy) with your cheque or Postal Order (made payable to ASP Ltd) to:

COMPUTING TODAY Subscriptions,

**Infonet Ltd,
Times House,
179 The Marlowes,
Hemel Hempstead,
Herts HP1 1BB.**

Alternatively, you can pay by Access or Barclaycard in which case, simply fill in your card number, sign the form and send it off. Please don't send in your card.

Looking for a magazine with a professional approach with material written by micro users for micro users? Why not do yourself a favour and make 1984 the year you subscribe to Computing Today and we'll give you a truly personal approach to microcomputing.

SUBSCRIPTION ORDER FORM

Cut out and SEND TO :
COMPUTING TODAY Subscriptions

**INFONET LTD,
TIMES HOUSE,
179 THE MARLOWES,
HEMEL HEMPSTEAD,
HERTS HP1 1BB.**

Please commence my subscription to Computing Today with the issue.

SUBSCRIPTION RATES

(tick ☐ as appropriate)

**£13.30 for 12 issues
UK**
**£16.95 for 12 issues
Overseas Surface**
**£36.60 for 12 issues
Overseas Air Mail**

I am enclosing my (delete as necessary)
cheque/ Postal Order/ International Money

Order for £.....

(made payable to ASP Ltd)

or

Debit my Access/ Barclaycard*
(*delete as necessary)

[illegible]

Please use BLOCK CAPITALS and include postcodes.

NAME (Mr/ Mrs/ Miss)
delete accordingly

ADDRESS

..... POSTCODE

Signature

Date

CT June '84

EXTENDING THE 64'S BASIC PART 2

Tony Cross

Last month we talked about the Commodore 64's tokens — now it's time to introduce your own. This month's listing provides the complete skeleton required to flesh out the 64's BASIC.

In last month's article I explained how CBM BASIC converts the keyword names into single byte values called tokens, and that by using tokenised keywords the Interpreter could be made to run much faster. This month I am going to show you how you can add your own keywords to the existing Commodore 64 BASIC.

Adding extra keywords to BASIC is actually fairly easy: it's only necessary to interrupt the Interpreter as it's reading a keyword and check to see if it is one of the new ones. However, as we saw last month, asking the Interpreter to decode the keywords slows it down considerably. The obvious answer, therefore, is to tokenise the new keywords so that they execute as fast as the existing ones. And this is the approach that I am going to be describing this month.

What I have actually done, is to sort out all the additions and modifications that need to be made to the existing BASIC so that you can add new tokenised keywords, and for want of a better name, I called the resulting package the 'Extendable BASIC System'.

EXTENDABLE BASIC

The complete assembly listing of the Extendable BASIC System is given in Listing 1. It's actually a set of separate routines, and the easiest way to see how the whole thing works is to look at each routine separately.

The listing begins with two tables, KEYTAB and ADSTAB, and these are the 'reserved words list' and the 'routine address list' for the new keywords.

KEYTAB (KEYword TABLE), located at address \$C000, is a 256-byte table for the new keyword names. As with the normal reserved words list, each keyword is entered in ASCII format with the high bit of the last byte set to 1. For example, the keyword name TEST should be entered as \$54 \$45 \$53 \$D4. In addition, the last byte in the table must be a null byte, and in order to arrange that this happens 'automatically', KEYTAB is filled with nulls to start with.

ADSTAB (ADDRESS TABLE), located at address \$C100, is a 256-byte table for the new keyword routine addresses. The routine addresses must be in the same order as the keyword names in KEYTAB, and they must be entered in standard low/high format. For example, a routine address of \$C432 should be entered as \$32 \$C4. In addition, all unused addresses must be set to point to address \$AF08, which is the address of a routine that prints the SYNTAX ERROR message. To ensure that this happens 'automatically' ADSTAB has been filled with \$AF08 bytes to start with.

The next four items are data tables and variables. INTMSG (Initialisation MeSaGe) is the text of a new start up message, and MODTAB (MODification TABLE) and VECTAB (VEctor TABLE) are machine code modifications which must be copied into the

existing BASIC ROM/RAM. The next item, JMPVEC (JuMP VECTOR) is a simple two byte variable.

The next fairly large chunk is the initialisation routines. An initialisation routine is needed because there are a number of modifications which need to be made to the BASIC ROM. (I'll describe what they are and why they are needed later on). The ROM can be modified by copying it into the RAM under neath and then modifying that. In addition, some BASIC routine jump vectors also need changing.

All these changes are carried out by a routine called UNIVST (UNIVersal START-up routine). In addition to making the ROM-RAM changes it sets the screen background and border colours to black, the pen colour to green and enables the repeat function on all keys. (I prefer the system set up this way and I think you will too.)

UNIVST is called by the two start-up routines WARM and COLD. WARM is the warmstart entry point (SYS 49803 from standard BASIC) and it simply installs the new routines (by calling UNIVST) and then warmstarts BASIC. Any programs in memory are unaffected by a call to WARM.

COLD is the coldstart entry point (SYS 49800 from BASIC). It installs the new routines (by calling UNIVST), clears the screen, prints a new start up message and then coldstarts BASIC. Any programs in memory are 'erased' by a call to COLD.

ROM CHANGES

Now we come to the meat of the system, the modified BASIC ROM routines. GENTOK (GENerate TOKens) is the routine which converts the new keywords into tokens. Obviously, it would have been nice to get the existing tokenise routine to do the conversions for us. Unfortunately, the existing routine cannot deal with a split reserved words list (part in the BASIC ROM and part at address \$C000). GENTOK works by comparing each word in the input buffer with the keywords in KEYTAB. If a match is found then the new token is calculated and substituted for the keyword. When the whole line has been scanned, control is returned to the existing tokenise routine which converts any existing keywords into their token values. This gives a rather neat two-stage tokenise process which works very well.

There were one or two problems which needed solving in order to achieve this. First, a small modification had to be made to the existing tokenise routine to prevent it from ignoring the new tokens (MODTAB takes care of this by writing a new branch instruction around this bit of code and filling the rest of it with NOP instructions).

Second and more important, I had to decide what to use for tokens, and in order to keep the new ones completely separate from the existing ones I adopted a two-byte token for the new keywords. Each new keyword token is prefixed by an \$FE byte (I would have liked to have used \$FF, but that is the current token



Listing 1. Complete assembler listing for the CBM 64
Extendable BASIC System. With this installed you can
append any keywords you wish to your BASIC.

```

10 033C      *****
20 033C      #
30 033C      # CBM64 - EXTENDABLE BASIC SYSTEM #
40 033C      #
50 033C      # VERSION 3.3 -- 13/01/84 #
60 033C      #
70 033C      # COPYRIGHT (C) A.L.CROSS 1984 #
80 033C      *****
90 033C      *****
100 033C     *****
110 033C     *****
120 033C     *****
130 033C     *****
140 033C     VARIABLES AND EQUATES
150 033C     KEYCNT      = $0B
160 033C     ROMPTR      = $22
170 033C     TEMPT      = $71
180 033C     TXTPTR      = $7A
190 033C     CHRGCT      = $073
200 033C     BUFFER      = $0200
210 033C     BASRTN      = $A7E5
220 033C     EOLSCN      = $A909
230 033C     SYSMSG      = $E49A
240 033C     *****
250 033C     **$C000
260 033C     KEYTAB = 256 BYTE EXTENDED KEYWORD
270 033C     NAME TABLE, THE HIGH BIT OF THE
280 033C     LAST BYTE IN EACH KEYWORD NAME
290 033C     MUST BE SET, THE LAST BYTE IN THE
300 033C     TABLE MUST ALWAYS BE $00.
310 033C     *****
320 033C     *****
330 033C     000000 KEYTAB      BYT $00,$00,$00,$00,$00,$00,$00,$00,$00,$00,$00,$00,$00,$00,$00,$00
340 033C     000000      BYT $00,$00,$00,$00,$00,$00,$00,$00,$00,$00,$00,$00,$00,$00,$00,$00
350 033C     000000      BYT $00,$00,$00,$00,$00,$00,$00,$00,$00,$00,$00,$00,$00,$00,$00,$00
360 033C     000000      BYT $00,$00,$00,$00,$00,$00,$00,$00,$00,$00,$00,$00,$00,$00,$00,$00
370 033C     000000      BYT $00,$00,$00,$00,$00,$00,$00,$00,$00,$00,$00,$00,$00,$00,$00,$00
380 033C     000000      BYT $00,$00,$00,$00,$00,$00,$00,$00,$00,$00,$00,$00,$00,$00,$00,$00
390 033C     000000      BYT $00,$00,$00,$00,$00,$00,$00,$00,$00,$00,$00,$00,$00,$00,$00,$00
400 033C     000000      BYT $00,$00,$00,$00,$00,$00,$00,$00,$00,$00,$00,$00,$00,$00,$00,$00
410 033C     000000      BYT $00,$00,$00,$00,$00,$00,$00,$00,$00,$00,$00,$00,$00,$00,$00,$00
420 033C     000000      BYT $00,$00,$00,$00,$00,$00,$00,$00,$00,$00,$00,$00,$00,$00,$00,$00
430 033C     000000      BYT $00,$00,$00,$00,$00,$00,$00,$00,$00,$00,$00,$00,$00,$00,$00,$00
440 033C     000000      BYT $00,$00,$00,$00,$00,$00,$00,$00,$00,$00,$00,$00,$00,$00,$00,$00
450 033C     000000      BYT $00,$00,$00,$00,$00,$00,$00,$00,$00,$00,$00,$00,$00,$00,$00,$00
460 033C     000000      BYT $00,$00,$00,$00,$00,$00,$00,$00,$00,$00,$00,$00,$00,$00,$00,$00
470 033C     000000      BYT $00,$00,$00,$00,$00,$00,$00,$00,$00,$00,$00,$00,$00,$00,$00,$00
480 033C     000000      BYT $00,$00,$00,$00,$00,$00,$00,$00,$00,$00,$00,$00,$00,$00,$00,$00
490 033C     000000      BYT $00,$00,$00,$00,$00,$00,$00,$00,$00,$00,$00,$00,$00,$00,$00,$00
500 033C     000000      BYT $00,$00,$00,$00,$00,$00,$00,$00,$00,$00,$00,$00,$00,$00,$00,$00
510 033C     000000      BYT $00,$00,$00,$00,$00,$00,$00,$00,$00,$00,$00,$00,$00,$00,$00,$00
520 033C     000000      BYT $00,$00,$00,$00,$00,$00,$00,$00,$00,$00,$00,$00,$00,$00,$00,$00
530 033C     000000      BYT $00,$00,$00,$00,$00,$00,$00,$00,$00,$00,$00,$00,$00,$00,$00,$00
540 033C     000000      BYT $00,$00,$00,$00,$00,$00,$00,$00,$00,$00,$00,$00,$00,$00,$00,$00
550 033C     000000      BYT $00,$00,$00,$00,$00,$00,$00,$00,$00,$00,$00,$00,$00,$00,$00,$00
560 033C     000000      BYT $00,$00,$00,$00,$00,$00,$00,$00,$00,$00,$00,$00,$00,$00,$00,$00
570 033C     000000      BYT $00,$00,$00,$00,$00,$00,$00,$00,$00,$00,$00,$00,$00,$00,$00,$00
580 033C     000000      BYT $00,$00,$00,$00,$00,$00,$00,$00,$00,$00,$00,$00,$00,$00,$00,$00
590 033C     000000      BYT $00,$00,$00,$00,$00,$00,$00,$00,$00,$00,$00,$00,$00,$00,$00,$00
600 033C     000000      BYT $00,$00,$00,$00,$00,$00,$00,$00,$00,$00,$00,$00,$00,$00,$00,$00
610 033C     000000      BYT $00,$00,$00,$00,$00,$00,$00,$00,$00,$00,$00,$00,$00,$00,$00,$00
620 033C     000000      BYT $00,$00,$00,$00,$00,$00,$00,$00,$00,$00,$00,$00,$00,$00,$00,$00
630 033C     000000      BYT $00,$00,$00,$00,$00,$00,$00,$00,$00,$00,$00,$00,$00,$00,$00,$00
640 033C     000000      BYT $00,$00,$00,$00,$00,$00,$00,$00,$00,$00,$00,$00,$00,$00,$00,$00
650 033C     000000      BYT $00,$00,$00,$00,$00,$00,$00,$00,$00,$00,$00,$00,$00,$00,$00,$00
660 033C     *****
670 033C     *****
680 033C     ADSTAB = 256 BYTE EXTENDED KEYWORD
690 033C     ADDRESS TABLE, ALL UNUSED BYTES
700 033C     MUST POINT TO THE SYNTAX ERROR
710 033C     ROUTINE AT ADDRESS $A7E5.
720 033C     *****
730 033C     000000 ADSTAB      WOR $A7E5,$A7E5,$A7E5,$A7E5,$A7E5,$A7E5,$A7E5,$A7E5,$A7E5,$A7E5,$A7E5,$A7E5,$A7E5,$A7E5,$A7E5,$A7E5
740 033C     000000      WOR $A7E5,$A7E5,$A7E5,$A7E5,$A7E5,$A7E5,$A7E5,$A7E5,$A7E5,$A7E5,$A7E5,$A7E5,$A7E5,$A7E5,$A7E5,$A7E5
750 033C     000000      WOR $A7E5,$A7E5,$A7E5,$A7E5,$A7E5,$A7E5,$A7E5,$A7E5,$A7E5,$A7E5,$A7E5,$A7E5,$A7E5,$A7E5,$A7E5,$A7E5
760 033C     000000      WOR $A7E5,$A7E5,$A7E5,$A7E5,$A7E5,$A7E5,$A7E5,$A7E5,$A7E5,$A7E5,$A7E5,$A7E5,$A7E5,$A7E5,$A7E5,$A7E5
770 033C     000000      WOR $A7E5,$A7E5,$A7E5,$A7E5,$A7E5,$A7E5,$A7E5,$A7E5,$A7E5,$A7E5,$A7E5,$A7E5,$A7E5,$A7E5,$A7E5,$A7E5
780 033C     000000      WOR $A7E5,$A7E5,$A7E5,$A7E5,$A7E5,$A7E5,$A7E5,$A7E5,$A7E5,$A7E5,$A7E5,$A7E5,$A7E5,$A7E5,$A7E5,$A7E5
790 033C     000000      WOR $A7E5,$A7E5,$A7E5,$A7E5,$A7E5,$A7E5,$A7E5,$A7E5,$A7E5,$A7E5,$A7E5,$A7E5,$A7E5,$A7E5,$A7E5,$A7E5
800 033C     000000      WOR $A7E5,$A7E5,$A7E5,$A7E5,$A7E5,$A7E5,$A7E5,$A7E5,$A7E5,$A7E5,$A7E5,$A7E5,$A7E5,$A7E5,$A7E5,$A7E5
810 033C     000000      WOR $A7E5,$A7E5,$A7E5,$A7E5,$A7E5,$A7E5,$A7E5,$A7E5,$A7E5,$A7E5,$A7E5,$A7E5,$A7E5,$A7E5,$A7E5,$A7E5
820 033C     000000      WOR $A7E5,$A7E5,$A7E5,$A7E5,$A7E5,$A7E5,$A7E5,$A7E5,$A7E5,$A7E5,$A7E5,$A7E5,$A7E5,$A7E5,$A7E5,$A7E5
830 033C     000000      WOR $A7E5,$A7E5,$A7E5,$A7E5,$A7E5,$A7E5,$A7E5,$A7E5,$A7E5,$A7E5,$A7E5,$A7E5,$A7E5,$A7E5,$A7E5,$A7E5
840 033C     000000      WOR $A7E5,$A7E5,$A7E5,$A7E5,$A7E5,$A7E5,$A7E5,$A7E5,$A7E5,$A7E5,$A7E5,$A7E5,$A7E5,$A7E5,$A7E5,$A7E5
850 033C     000000      WOR $A7E5,$A7E5,$A7E5,$A7E5,$A7E5,$A7E5,$A7E5,$A7E5,$A7E5,$A7E5,$A7E5,$A7E5,$A7E5,$A7E5,$A7E5,$A7E5
860 033C     000000      WOR $A7E5,$A7E5,$A7E5,$A7E5,$A7E5,$A7E5,$A7E5,$A7E5,$A7E5,$A7E5,$A7E5,$A7E5,$A7E5,$A7E5,$A7E5,$A7E5
870 033C     000000      WOR $A7E5,$A7E5,$A7E5,$A7E5,$A7E5,$A7E5,$A7E5,$A7E5,$A7E5,$A7E5,$A7E5,$A7E5,$A7E5,$A7E5,$A7E5,$A7E5
880 033C     000000      WOR $A7E5,$A7E5,$A7E5,$A7E5,$A7E5,$A7E5,$A7E5,$A7E5,$A7E5,$A7E5,$A7E5,$A7E5,$A7E5,$A7E5,$A7E5,$A7E5
890 033C     000000      WOR $A7E5,$A7E5,$A7E5,$A7E5,$A7E5,$A7E5,$A7E5,$A7E5,$A7E5,$A7E5,$A7E5,$A7E5,$A7E5,$A7E5,$A7E5,$A7E5
900 033C     000000      WOR $A7E5,$A7E5,$A7E5,$A7E5,$A7E5,$A7E5,$A7E5,$A7E5,$A7E5,$A7E5,$A7E5,$A7E5,$A7E5,$A7E5,$A7E5,$A7E5
910 033C     000000      WOR $A7E5,$A7E5,$A7E5,$A7E5,$A7E5,$A7E5,$A7E5,$A7E5,$A7E5,$A7E5,$A7E5,$A7E5,$A7E5,$A7E5,$A7E5,$A7E5
920 033C     000000      WOR $A7E5,$A7E5,$A7E5,$A7E5,$A7E5,$A7E5,$A7E5,$A7E5,$A7E5,$A7E5,$A7E5,$A7E5,$A7E5,$A7E5,$A7E5,$A7E5
930 033C     000000      WOR $A7E5,$A7E5,$A7E5,$A7E5,$A7E5,$A7E5,$A7E5,$A7E5,$A7E5,$A7E5,$A7E5,$A7E5,$A7E5,$A7E5,$A7E5,$A7E5
940 033C     000000      WOR $A7E5,$A7E5,$A7E5,$A7E5,$A7E5,$A7E5,$A7E5,$A7E5,$A7E5,$A7E5,$A7E5,$A7E5,$A7E5,$A7E5,$A7E5,$A7E5
950 033C     000000      WOR $A7E5,$A7E5,$A7E5,$A7E5,$A7E5,$A7E5,$A7E5,$A7E5,$A7E5,$A7E5,$A7E5,$A7E5,$A7E5,$A7E5,$A7E5,$A7E5
960 033C     000000      WOR $A7E5,$A7E5,$A7E5,$A7E5,$A7E5,$A7E5,$A7E5,$A7E5,$A7E5,$A7E5,$A7E5,$A7E5,$A7E5,$A7E5,$A7E5,$A7E5
970 033C     000000      WOR $A7E5,$A7E5,$A7E5,$A7E5,$A7E5,$A7E5,$A7E5,$A7E5,$A7E5,$A7E5,$A7E5,$A7E5,$A7E5,$A7E5,$A7E5,$A7E5
980 033C     000000      WOR $A7E5,$A7E5,$A7E5,$A7E5,$A7E5,$A7E5,$A7E5,$A7E5,$A7E5,$A7E5,$A7E5,$A7E5,$A7E5,$A7E5,$A7E5,$A7E5
990 033C     000000      WOR $A7E5,$A7E5,$A7E5,$A7E5,$A7E5,$A7E5,$A7E5,$A7E5,$A7E5,$A7E5,$A7E5,$A7E5,$A7E5,$A7E5,$A7E5,$A7E5
1000 033C     000000      WOR $A7E5,$A7E5,$A7E5,$A7E5,$A7E5,$A7E5,$A7E5,$A7E5,$A7E5,$A7E5,$A7E5,$A7E5,$A7E5,$A7E5,$A7E5,$A7E5
1010 033C     000000      WOR $A7E5,$A7E5,$A7E5,$A7E5,$A7E5,$A7E5,$A7E5,$A7E5,$A7E5,$A7E5,$A7E5,$A7E5,$A7E5,$A7E5,$A7E5,$A7E5
1020 033C     000000      WOR $A7E5,$A7E5,$A7E5,$A7E5,$A7E5,$A7E5,$A7E5,$A7E5,$A7E5,$A7E5,$A7E5,$A7E5,$A7E5,$A7E5,$A7E5,$A7E5
1030 033C     000000      WOR $A7E5,$A7E5,$A7E5,$A7E5,$A7E5,$A7E5,$A7E5,$A7E5,$A7E5,$A7E5,$A7E5,$A7E5,$A7E5,$A7E5,$A7E5,$A7E5
1040 033C     000000      WOR $A7E5,$A7E5,$A7E5,$A7E5,$A7E5,$A7E5,$A7E5,$A7E5,$A7E5,$A7E5,$A7E5,$A7E5,$A7E5,$A7E5,$A7E5,$A7E5
1050 033C     *****
1060 033C     *****
1070 033C     930D20 INTMSG      BYT $93,$0D,$20,$20,$20,$20,$20,$20,$20,$20,$20,$20,$20,$20,$20,$20
1080 033C     2A2A2A      BYT $2A,$2A,$2A,$2A,$2A,$2A,$2A,$2A,$2A,$2A,$2A,$2A,$2A,$2A,$2A,$2A
1090 033C     202D20      BYT $20,$20,$20,$20,$20,$20,$20,$20,$20,$20,$20,$20,$20,$20,$20,$20
1100 033C     41424C      BYT $41,$B,$42,$E,$20,$B,$A,$B,$B,$B,$B,$B,$B,$B,$B,$B,$B
1110 033C     202A2A      BYT $20,$20,$20,$20,$20,$20,$20,$20,$20,$20,$20,$20,$20,$20,$20,$20
1120 033C     *****
1130 033C     3040EA MODTAB      BYT $30,$40,$EA,$EA,$EA,$EA,$EA,$EA,$EA,$EA,$EA,$EA,$EA,$EA,$EA,$EA
1140 033C     EA          BYT $EA
1150 033C     *****
1160 033C     03C3B2 VECTAB      WOR GENTOK,PRTTOK,EXECUT
1170 033C     C9C3      WOR ARMELT
1180 033C     *****
1190 033C     0000 JMPVEC      WOR $0000
1200 033C     *****
1210 033C     **$C200
1220 033C     *****
1230 033C     *****
1240 033C     *****
1250 033C     *****
1260 033C     *****
1270 033C     4C94C2 COLD      JMP COLDST
1280 033C     *****
1290 033C     *****
1300 033C     *****
1310 033C     *****
1320 033C     *****
1330 033C     20ABC2 WARM      JSR UNIVST      ;INSTALL ROUTINES
1340 033C     207AA6      JSR $A67A      ;RESET STACK
1350 033C     4C74A4      JMP $A474      ;WARMSTART BASIC
1360 033C     *****
1370 033C     *****
1380 033C     *****
1390 033C     *****
1400 033C     *****
1410 033C     *****
1420 033C     *****
1430 033C     *****
1440 033C     20ABC2 COLDST      JSR UNIVST      ;INSTALL ROUTINE
1450 033C     A900      LDA #CINTMSG      ;PRINT "CBM64...."
1460 033C     A900      LDY #INTMSG      ;
1470 033C     201EAB      JSR $AB1E      ;
1480 033C     A9A7      LDA #BASRTN      ;PUSH RETURN ADDRESS
1490 033C     48          PHA          ;ONTO THE STACK.
1500 033C     A9E9      LDA #BASRTN      ;
1510 033C     48          PHA          ;
1520 033C     A99A      LDA #CSYSMSG      ;PRINT "64K...." AND
1530 033C     A0E4      LDY #SYSMSG      ;FREE SPACE MESSAGE.
1540 033C     4C2DE4      JMP $E42D
1550 033C     *****
1560 033C     *****
1570 033C     *****
1580 033C     *****
1590 033C     *****
1600 033C     *****
1610 033C     *****
1620 033C     A900 UNIVST      LDA #000      ;SET UP ROMPTR
1630 033C     0522      STA ROMPTR      ;
1640 033C     A9A0      LDA #A90      ;
1650 033C     0523      STA ROMPTR+1      ;
1660 033C     A900      LDY #000      ;INITIALISE INDEX
1670 033C     B122      LDA (ROMPTR),Y      ;COPY ROM TO
1680 033C     B122      STA (ROMPTR),Y      ;RAM UNDERNEATH.
1690 033C     C8          INY          ;
1700 033C     D0F9      BNE ROMLP      ;REPEAT 256 TIMES
1710 033C     E623      INC ROMPTR+1      ;NEXT 256 BYTES
1720 033C     0523      LDA ROMPTR+1      ;
1730 033C     C9C0      CMP #C0      ;END OF BASIC ROM?
1740 033C     D0F1      BNE ROMLP      ;
1750 033C     A501      LDA #01      ;
1760 033C     29FE      AND #FE      ;GET I/O REGISTER
1770 033C     0501      STA #01      ;SWITCH BASIC ROM OUT
1780 033C     A007      LDY #07      ;MODIFY THE CBM BASIC
1790 033C     A000      LDY #00      ;ITOKENS ROUTINE.
1800 033C     B29C2C MODLP      LDA MODTAB,Y      ;
1810 033C     9987A5      STA #A5B7,Y      ;
1820 033C     C8          INY          ;
1830 033C     C9D5      DEX          ;
1840 033C     D0F6      BNE MODLP      ;MODIFY THE IF..THEN
1850 033C     A9E5      LDA #CIFTHEN      ;ROUTINE.
1860 033C     0D4A9A      STA #A949      ;
1870 033C     D0F6      LDA #DIFTHEN      ;
1880 033C     0D4A9A      STA #A94A      ;
1890 033C     A200      LDY #00      ;MODIFY THE BASIC
1900 033C     A200      LDY #00      ;JUMP VECTORS.
1910 033C     B30C2C VECLP      LDA VECTAB,Y      ;
1920 033C     990403      STA #0304,Y      ;
1930 033C     C8          INY          ;
1940 033C     C9D5      DEX          ;
1950 033C     D0F6      BNE VECLP      ;
1960 033C     A905      LDA #05      ;SET PEN TO GREEN
1970 033C     D0F6      STA #05      ;
1980 033C     A900      LDA #00      ;SET SCREEN & BORDER
1990 033C     D0F6      STA #00      ;TO BLACK
2000 033C     0021      STA #021      ;
2010 033C     A900      LDA #00      ;REPEAT ALL KEYS
2020 033C     D0F6      STA #020A      ;
2030 033C     C302      RTS
2040 033C     *****
2050 033C     *****
2060 033C     *****
2070 033C     *****
2080 033C     *****
2090 033C     *****
2100 033C     *****
2110 033C     *****
2120 033C     *****
2130 033C     *****
2140 033C     *****
2150 033C     A57A GENTOK      LDA TXTPTR      ;SAVE CURRENT
2160 033C     48          PHA          ;TEXT POINTER VALUE
2170 033C     A57B      LDA TXTPTR+1      ;
2180 033C     0572      STA TXTPTR+1      ;
2190 033C     A900      LDY #00      ;INIT TABLE INDEX
2200 033C     A57A      LDA #01      ;INIT BUFFER INDEX
2210 033C     0501      LDY #01      ;
2220 033C     C310      STA KEYCNT      ;INIT KEYWORD COUNT
2230 033C     C8          INY          ;
2240 033C     C31A      STA #01      ;
2250 033C     C31A      STA #01      ;NEXT CHR IN BUFFER
2260 033C     C8          INY          ;NEXT CHR IN TABLE
2270 033C     C310      LDA BUFFER,X      ;GET NEXT BUFFER CHAR
2280 033C     C319      CMP #22      ;IS IT A QUOTE?
2290 033C     D010      BNE #010      ;
2300 033C     C31D      STA #01      ;NOW SCAN FOR ANOTHER
2310 033C     D0002C      LDA BUFFER,X      ;QUOTE CHARACTER
2320 033C     C321      BNE #021      ;FOR AN END OF LINE)
2330 033C     C322      CMP #22      ;
2340 033C     C323      BNE QUOTLP      ;STEP OVER QUOTE
2350 033C     C327      STA #01      ;
2360 033C     C328      STA TXTPTR      ;
2370 033C     C32A      SEC          ;
2380 033C     C32B      BCS MAINLP      ;
2390 033C     C32D      SEC          ;
2400 033C     C32E      STA KEYTAB,Y      ;AND NEXT TABLE CHAR
2410 033C     C331      BNE #031      ;IF THEY ARE THE SAME
2420 033C     C333      CMP #030      ;& WITH HIGH BIT SET?
2430 033C     D02C      BNE NKTKEY      ;
2440 033C     C337      INX          ;
2450 033C     C338      STA TEMPT      ;SAVE BUFFER INDEX
2460 033C     C33A      LDY TXTPTR      ;BACK TO START
2470 033C     C33C      LDA #FE      ;
2480 033C     C33E      STA BUFFER,X      ;POKE FIRST TOKEN IN
2490 033C     C341      INX          ;
2500 033C     C342      STA KEYCNT      ;
2510 033C     C344      STA BUFFER,X      ;POKE 2ND BYTE IN
2520 033C     C347      INX          ;UPDATE TEXT POINTER
2530 033C     C348      TXA          ;
2540 033C     C349      PHA          ;AND SAVE IT
2550 033C     C34A      LDA TEMPT      ;
2560 033C     C34C      STA TXTPTR      ;
2570 033C     C34E      JSR EOLSCN      ;LENGTH OF LINE LEFT
2580 033C     C351      INY          ;
2590 033C     C352      PLA          ;
2600 033C     C353      STA TXTPTR      ;UPDATE TEXT POINTER
2610 033C     C355      TYA          ;
2620 033C     C356      TAX          ;
2630 033C     C357      LDA #00      ;INITIALISE INDEX
2640 033C     C359      LDA (TEMPT),Y      ;CLOSE UP
2650 033C     C35A      STA (TXTPTR),Y      ;THE UNWANTED GAP.
2660 033C     C35D      INY          ;
2670 033C     C35E      DEX          ;
2680 033C     C35F      BNE MOVELP      ;SCAN FOR NEXT KEYWORD
2690 033C     C361      BCS MAINLP      ;BACK TO START
2700 033C     C363      LDA TXTPTR      ;BUMP KEYWORD COUNTER
2710 033C     C365      INC KEYCNT      ;
2720 033C     C367      INY          ;
2730 033C     C368      LDA KEYTAB-1,Y      ;MOVE TABLE INDEX
2740 033C     C36B      BPL KEYSCH      ;TO END OF KEYWORD
2750 033C     C36D      LDA KEYTAB,Y      ;IF NOT AT END OF
2760 033C     C370      BNE INRLP      ;TABLE THEN JUMP BACK

```



```

2770 C372 $D0002 LDA BUFFER,X
2780 C375 F005 BEQ TOKEND
2790 C377 E67A INC TXPTR
2800 C379 38 SEC
2810 C37A B08E JCS MAINLP
2820 C37C 68 PLA
2830 C37D E57A STA TXPTR
2840 C37F 4C7CA5 JMP #A57C
2850 C382
2860 C382
2870 C382
2880 C382
2890 C382
2900 C382
2910 C382
2920 C382
2930 C382
2940 C382 C3FE PRITOK CMP #FFE
2950 C384 F003 BEQ LSTKEY
2960 C386 4C1AA7 JMP #A71A
2970 C389 08 LSTKEY INY
2980 C38A B15F LDA (#5F),Y
2990 C38C B443 STY #43
3000 C38E A0FF LDY #FF
3010 C390 AA TAX
3020 C391 CA DEX
3030 C392 F003 BEQ KEYFRT
3040 C394 C8 INY
3050 C395 B300C0 LDA KEYTAB,Y
3060 C396 10FA BPL KEYLP
3070 C39A CA DEX
3080 C39B D0F7 BNE KEYLP
3090 C39D C8 INY
3100 C39E B300C0 LDA KEYTAB,Y
3110 C3A1 3005 BMI BASFRT
3120 C3A3 2047AB JSR #AB47
3130 C3A6 D0F5 BNE KEYFRT
3140 C3A8 4CEFA6 BASFRT JMP #AE6F
3150 C3AB
3160 C3AB
3170 C3AB
3180 C3AB
3190 C3AB
3200 C3AB
3210 C3AB
3220 C3AB
3230 C3AB
3240 C3AB
3250 C3AB 207300 EXECUT JSR CHRGRT
3260 C3AB 08 PHP
3270 C3AB C3FE CMP #FFE
3280 C3AB F004 BEQ EXEC
3290 C3AB 28 PLP
3300 C3AB 4CE7A7 JMP #A7E7
3310 C3AB 28 PLP
3320 C3AB 20FAC3 JSR TOKGET
3330 C3AB A9A7 LDA #B3A87H
3340 C3AB 48 PHA
3350 C3AB A9E9 LDA #C3A87H
3360 C3AB 48 PHA
3370 C3AB C3C1 207300 JSR CHRGRT
3380 C3AB A200 LDA #A200
3390 C3AB C3C6 6C38C2 JMP #JMPVEC
3400 C3AB
3410 C3AB
3420 C3AB
3430 C3AB
3440 C3AB
3450 C3AB
3460 C3AB
3470 C3AB
3480 C3AB
3490 C3AB
3500 C3AB A900 ARMELT LDA #0
3510 C3AB 850D STA #0D
3520 C3AB 207300 JSR CHRGRT
3530 C3AB 08 PHP
3540 C3AB C3FE CMP #FFE
3550 C3AB F004 BEQ ARITHM
3560 C3AB 28 PLP
3570 C3AB 408DAE JMP #AED
3580 C3AB 28 PLP
3590 C3AB 20FAC3 JSR TOKGET
3600 C3AB C3C1 207300 JSR CHRGRT
3610 C3AB A200 LDA #A200
3620 C3AB C3C6 6C38C2 JMP #JMPVEC
3630 C3AB
3640 C3AB
3650 C3AB
3660 C3AB
3670 C3AB
3680 C3AB
3690 C3AB
3700 C3AB
3710 C3AB
3720 C3AB
3730 C3AB 08 IFTHEN PHP
3740 C3AB C3FE CMP #FFE
3750 C3AB F004 BEQ DOIF
3760 C3AB 28 PLP
3770 C3AB 4CE7A7 JMP #A7E7
3780 C3AB 28 PLP
3790 C3AB 20FAC3 JSR TOKGET
3800 C3AB C3C1 207300 JSR CHRGRT
3810 C3AB A200 LDA #A200
3820 C3AB C3C6 6C38C2 JMP #JMPVEC
3830 C3AB
3840 C3AB
3850 C3AB
3860 C3AB
3870 C3AB
3880 C3AB
3890 C3AB
3900 C3AB
3910 C3AB E67A TOKGET INC TXPTR
3920 C3AB D00E BNE TOKGET
3930 C3AB E67E INC TXPTR+1
3940 C3AB A000 LDY #00
3950 C3AB B17A LDA (TXPTR),Y
3960 C3AB 38 SEC
3970 C3AB E901 SBC #01
3980 C3AB 0A ASL A
3990 C3AB A8 TAY
4000 C3AB B300C1 LDA ADSTAB,Y
4010 C3AB 8D38C2 STA JMPVEC
4020 C3AB B301C1 LDA ADSTAB+1,Y
4030 C3AB 8D39C2 STA JMPVEC+1
4040 C3AB 60 RTS
4050 C3AB
4060 C3AB
4070 C3AB
4080 C3AB

```

```

!IF NOT AT END OF
!LINE THEN REPEAT
!ADVANCE TEXT POINTER

!AND REPEAT
!RESTORE TEXT POINTER

!RETURN TO BASIC

!PRITOK - THIS IS THE NEW PART OF
!THE EXPAND AND PRINT KEYWORD
!TOKENS ROUTINE. IF THE CURRENT
!TOKEN IS FOR A NEW KEYWORD
! (PREFIXED BY #FE) THEN THIS
!ROUTINE EXPANDS AND PRINTS IT.

!NEW KEYWORD?
!IF NOT GO BACK
!GET NEXT TOKEN BYTE
!INIT TABLE POINTER
!INIT KEYWORD COUNTER
!IF FIRST KEYWORD
!STEP OVER KEYWORD
!X NUMBER OF TIMES

!IF HIGH BIT SET
!PRINT CHARACTER
!PRINT LAST CHAR

!EXECUT - THIS IS THE NEW PART OF
!THE STATEMENT EXECUTION ROUTINE.
!IF THE CURRENT TOKEN IS FOR A NEW
!KEYWORD (PREFIXED BY #FE) THEN
!THIS ROUTINE EXECUTES THE
!APPROPRIATE STATEMENT KEYWORD
!ROUTINE.

!GET NEXT CHAR
!SAVE FLAGS
!NEW KEYWORD?

!RESTORE FLAGS
!GO BACK IF NOT
!SCRAP OLD FLAGS
!GET NEXT TOKEN
!PUSH RETURN
!ADDRESS ON THE STACK

!GET FIRST PARAMETER
!SET STATEMENT FLAG
!EXECUTE STATEMENT

!SET STRING FLAG
!TO NOT STRING.
!GET NEXT CHARACTER
!SAVE FLAGS
!NEW KEYWORD?

!RESTORE FLAGS
!RETURN TO BASIC
!SCRAP OLD FLAGS
!GET NEXT TOKEN
!GET FIRST CHARACTER
!SET STATEMENT FLAG
!EXECUTE FUNCTION

!IFTHEN - THIS IS THE MODIFIED
!END OF THE IF... THEN ROUTINE. IF
!THE CURRENT CONTENTS OF THE A
!REGISTER IS A NEW KEYWORD TOKEN
! (PREFIXED BY #FE) THEN THIS
!ROUTINE EXECUTES THE APPROPRIATE
!STATEMENT KEYWORD ROUTINE.

!SAVE FLAGS
!NEW KEYWORD?

!RESTORE FLAGS
!RETURN TO BASIC
!SCRAP OLD FLAGS
!GET NEXT TOKEN
!GET FIRST CHARACTER
!SET STATEMENT FLAG
!EXECUTE ROUTINE

!TOKGET - THIS IS A SUBROUTINE
!THAT GETS THE SECOND TOKEN BYTE
!AND USES IT AS A POINTER INTO
!ADSTAB. THE VALUE FOUND HERE IS
!THEN LOADED INTO JMPVEC.

!ADVANCE TEXT
!POINTER

!INITIALISE INDEX
!GET TOKEN BYTE
!DECREMENT INDEX
!VALUE AND THEN
!MULTIPLY BY 2.

!GET LOW ADDRESS
!GET HIGH ADDRESS

```

for P). \$FE is not used as a token by the existing BASIC, but using it here makes testing for new keyword tokens very simple indeed. The second token byte is calculated, as with existing keywords, from the position of the keyword in KEYTAB, except that the high bit is not set. (Confusion can occur between existing tokens and new tokens if the high bit of the second token byte is set).

For example, the first keyword in the table will be tokenised to \$FE \$01, and the second to \$FE \$02 and so on. I had to start the tokens at \$01 because \$FE \$00 is \$FE followed by a new line! The only restriction this imposes is that all new keyword names must be at least two characters long (to make room for the two token bytes to be copied in).

This process does create one minor problem, however, and that occurs on lines with REM and DATA statements in them. If a new keyword is included in a REM or a DATA statement then it will be tokenised by GENTOK (at this stage GENTOK doesn't know that this is a REM or DATA statement). This can easily be avoided by ensuring that any new keyword names in a REM or DATA statement are enclosed in quotes (") because GENTOK does not tokenise the contents of quoted strings.

In order to link GENTOK to the existing BASIC routines it is necessary to change all calls to the existing tokenise routine so that they call GENTOK instead. Fortunately, this couldn't be easier because the existing tokenise routine is indirectly addressed at location \$0304/\$0305. In other words, location \$0304/\$0305 contains the current address of the tokenise routine, and all calls to the routine are made via this location. All that is needed then, is to make location \$0304/\$0305 point to the GENTOK routine, and this is done during initialisation.

PRITOK (PRinT TOKEns) is the routine which expands and prints the new keywords during a LIST. It works by first checking that the current token is \$FE (new keyword). If not, then control is passed back to the normal LIST routine, otherwise the second token byte is used as a pointer into KEYTAB. The token is actually decremented by one first, because the tokens start at \$01 but KEYTAB counts from 0. PRITOK then prints the keyboard characters from the table until one with the high bit set is found, when it returns to the normal LIST routine which prints this last character. PRITOK is linked to BASIC in a similar manner to GENTOK, that is, by changing the indirect address at location \$0306/\$0307 to point to the PRITOK routine. Once again, this change is done during initialisation.

EXECUTIVE ACTION

EXECUT (EXECUTION) is the routine which interprets and executes the new keywords. It works by first checking that the current token is \$FE (new keyword). If not, then control is passed back to the normal execution routine, otherwise the second token byte is used as a pointer into ADSTAB. Again, the token is actually decremented by one first, because the tokens start at \$01 but ADSTAB counts from 0. The two-byte address found at this location is copied into the JMPVEC variable and an indirect jump to this location is used to execute the routine.

So that the keyword routines can be ended with a nice neat RTS instruction, the normal execution routine's return address is pushed onto the stack before the jump is made. EXECUT is linked to BASIC just like GENTOK and PRITOK by changing the indirect jump address at location \$0308/\$0309 to point to the EXECUT routine. This change is also made during the initialisation process.

The next two routines modify parts of the existing BASIC ROM that I haven't mentioned yet, but their functions should be fairly clear after we have looked at the modifications.

ARMELT (ARithMetic ELeMenT) is a routine which is used during the evaluation of expressions — this is something which I'll be looking at in a later article. Briefly, ARMELT is a version of EXECUT which executes functions instead of statements. Functions return a value; for example SIN(30) is a function. Statements carry out some action, so that PRINT "FRED" is a statement. So in the program

```
10 PRINT SIN(30)
```

the PRINT keyword will be executed by a routine like EXECUT while the SIN keyword will be executed by a routine like ARMELT.



ARMELT works very much like EXECUT, and is linked to BASIC by changing the indirect jump address at location \$030A/\$030B. As before, this change is made during initialisation.

IFTHEN (IF ... THEN) is a modification to the THEN part of the existing IF ... THEN construct. The modification is required because the existing THEN clause jumps directly to the existing execution routine, to execute the statement following the THEN. IFTHEN performs this function for the new keywords, and works in a similar manner to EXECUT. Linking IFTHEN to BASIC is slightly different than for the other routines because the existing THEN clause is not indirectly addressed. The change, which is made during initialisation, is to a jump address in the BASIC ROM/RAM.

TOKGET is a subroutine which is used by EXECUT, ARMELT and IFTHEN to get the value of the second token byte. It also decrements the token and uses it as a pointer into ADSTAB. The address found at this location is then loaded into the JMPVEC variable and control is returned to the calling routine.

And finally, we come to the keyword routines themselves, and here it's largely up to you — although later articles will contain some useful new keyword routines which you can use. There are one or two points which you should bear in mind when writing your new keyword routines, and these are as follows:

- All keyword routines must end in a RTS instruction. There must be no other 'way out' of any routines, except via fatal error messages (such as SYNTAX ERROR).
- On entry to the routines the A register will contain the next non-space character after the keyword, and the 'text pointer' (see next month's article) will point to this character.
- On entry to the routines the X register will contain \$00 if the routine has been called from EXECUT or IFTHEN (ie it was used as a statement), and \$FF if it has been called from ARMELT (ie it was used as a function). This can be used as a test to error illegal function calls.
- The Y register contents on entry to the routines are undefined.
- All the 6510 registers are available for use within the routines,

and they need not have any special values on return.

- The 6510 stack and stack pointer can be used freely within the routines provided that, on exit from the routine, the contents of the stack and stack pointer are the same as they were on entry.

USING THE SYSTEM

Don't worry if there are things about the system which you don't understand yet: it really isn't necessary to know anything about how the system works. All you need to remember in order to be able to add new keywords is:

- Write the keyword routine. The rest of this series will help you do this.
- Locate it somewhere in RAM. The space between \$C416 and \$CFFF is the best place. Otherwise dropping the top of BASIC will allow you to create as much space as you want.
- Write the keyword name into the next available locations in KEYTAB. Remember to set the high bit of the last byte.
- Write the address of the routine into the next available locations in ADSTAB (low byte first).
- If the Extendable BASIC System is not already installed then either warmstart (SYS 49803) or coldstart (SYS 49800) the system to install the new routines.

The new keyword is now part of the Commodore 64's BASIC, and can be used freely in any valid part of your programs. If you want to save your new version of BASIC, then make sure that you save the whole Extendable BASIC System as well as your new routines. In this way you can simply load and install the new version of BASIC whenever you need it.

NEXT MONTH

You can now add new tokenised keywords to the existing BASIC, where they will execute just as fast as the existing ones. Next month I will show you how to go about writing the new keyword routines, including things like evaluating expressions and checking for special characters. To help you do this I will also be describing some of the many useful routines that you can use in the existing BASIC ROM.



41

Are you a 'peek and poke' typist? Do your thoughts run ahead of you at the keyboard? Do you wish that you could watch the screen rather than the keys as you type your latest masterpiece in to your Beeb? If so, you might like to consider Microwriter's 'Quinkey' keyboard.

In this article I will take a short look at this unusual accessory and give you an impression of my experiences in coming to terms with it. I will go on to attempt to outline its strengths and weaknesses, and try to give an idea of where it might be of most use. First of all, though, what is a Microwriter?

In the late 70s, an ex-patriate American, Cy Endfield, invented a cunning device which was nothing more or less than a single-handed word processor. The device's most remarkable feature was and is that it is operated entirely via six keys. This original Microwriter has enjoyed steady, though subdued, success and many companies and Government departments have issued them to their senior executives. Their big attractions have been that they are easy to learn to use, they are normally quicker than handwriting and that they pro-

MICROWRITE ON THE BBC

D. S. Peckett

If you can't get to grips with touch-typing, either the two or 10-fingered variety, why not split the difference and use five? We look at the novel one-handed Quinkey keyboard from Microwriter.

duce directly a tape which can be loaded into a conventional word processor for printing.

However, a major drawback to these apparently clever and certainly complex devices has been cost. Depending on the precise configuration, a Microwriter will set you back around £400. This puts them out of the reckoning for all but the most well-heeled private individuals.

Although I have no connection whatsoever with the company, I have always been intrigued by the Microwriter con-

cept and, when the Quinkey microwriting keyboard for the Beeb appeared, I decided to investigate further.

WHAT DO YOU GET?

The complete Quinkey package, which costs just over £40, contains the Quinkey itself, an instruction manual, connecting leads, a cassette containing a demo program and two different driver routines and, last but not least, a set of handy reference cards. The Quinkey is about the size of a thick paper-

back and, as you see, has just six keys on it. It is designed for right-handed operation and, as far as I am aware, does not have a left-handed version. Only sinistrals will know how important that lack may or may not be.

The Quinkey plugs into the computer's analogue input port — so you need a Model B — and requires OS 1.2 to work successfully. The system can handle up to four Quinkeys, which might be very useful in a classroom, and the two driver packages are intended for dif-



ferent situations.

The device works with BASIC I and BASIC II, the Acom DFS, wordprocessors such as Wordwise and View, and many other important software packages.

Both driver routines are relocatable and take up ¾K of RAM at the bottom of memory, shifting PAGE to suit. "PROG" will handle four keyboards and is intended for general use, while "WP" will only work with one Quinkey and is a faster routine aimed specifically at word processing. The latter routine also provides the special control codes which WPs need — I wrote this review using the Microwriter and Wordwise.

These drivers have one irritating feature — they are not preserved through Break key operations, the computer going back to its normal configuration. I found this most annoying, both in normal operation and when using Wordwise, where the key normally gives a quick way of clearing a document.

I received a provisional copy of the manual, which is a substantial, spiral-bound document of 32 A4-size pages. It contains a useful introduction to the Quinkey, which leads rapidly into its main section, a well-written tutorial on the system's use. The instructions are illustrated by many little cartoons, which will appeal or appal, depending on your taste — I liked them.

Once you have mastered the Quinkey, the manual remains useful as a reference document and as a set of instructions on how to adapt the driver routines to your specific needs. I found this technical section comprehensive, although not particularly easy to follow.

FIVE FINGER EXERCISES

Enough of this — how on earth do you work the beast? The top five keys are the main inputs, while the bottom left one is used as a combined shift and control key to select various operating modes. The real secret of the keyboard's success and simplicity lies, however, in the superb teaching approach, which combines pictures, clever mnemonics and some appalling visual puns to drive the keying patterns into your head very quickly.

As far as possible, the keys used for each letter have been

microwriter

ALPHABET - RECOMMENDED LEARNING SEQUENCE

































 Straight line up for I	 add a bar at the top for R	 add a bar at the bottom for L	 Reverse L for mirror image J	 Main feature of G is downstroke (opposite to I)
 Horizontal of the H	 Top of the T	 Press completely for P	 First Four Fingers for F FM Radio	 Most Fingers Make M
 Space	 Most common finger (Index) for most common letter E	 The central target - bulls eye	 Signet ring finger	 Very non-U
 The dome of the D	 The bump of the B	 Looks like a Y	 First upstroke of the A	 Adjoining downstroke of the N
 First downstroke of the V	 The upstroke of the K	 The two sides of the W	 Curl round for C	 Make a tail from the central O
 Everything Except your index	 Zig zag between the keys for Z	 Full stop. come to a point	 Hyphen	 Comma
 Apostrophe	 Command Key	Pairs of letters have been highlighted by outlining		

Fig. 1 Microwriter mnemonics

© Copyright Microwriter Ltd 1982

carefully selected to mimic the letter's shape. These are reinforced by phrases and diagrams, such as those accompanying this article, which make learning quick and easy. Who can forget such tricks as 'complete Press for "P" or 'Top of the "T" '?

When operating normally, the keyboard produces lower-case letters and the main

punctuation marks, while a single press on the lower-left 'command key' makes the next character a capital. A double press puts the system into UPPER-CASE only. Pressing the two lower left keys together returns the Quinkey to its normal lower-case mode at any time.

To obtain numbers and the less common punctuation,

press the command key together with the keys normally covered by the middle and ring fingers. As before, one press gives one character while a double press locks into the new range. Once in the number set a whole new range of mnemonics come into play but they are very cleverly linked to the standard letterkeys. For instance, a question mark comes from the same



Schools would probably find the Quinkey a great help — several children can interact on one BBC Micro, and youngsters would pick up the keying sequences very quickly.

combination that normally gives "Y" (for "why?!"). Comy but brilliant.

Other keying sequences give you the special combinations needed for word processing and editing, to emulate the red function keys, etc. I do feel, however, that some of the sequences seem contrived and rather involved, and I still find it easier to use the ordinary keyboard for them. The unadventurous might be pleased to hear that the Quinkey does not disable the Beeb's normal keyboard. In particular, it is useful to be able to press cursor and function keys with the left hand while operating the Quinkey with the right.

The upshot of this combination of good design and clever tutorial is that it is remarkably easy to learn to microwrite. I learnt the alphabet, numbers and the main punctuation symbols in an hour, and I understand that that is nothing special. The record stands at something less than 10 minutes!

Once you know how to drive the machine, the rest comes down to practice. I can now use the Microwriter rather faster than writing by hand, although I

have yet to reach the 45 wpm which most experienced users get to. For comparison, that is about the speed of a pretty good touch typist.

In use, the system has proved to be totally reliable, although sometimes a little confused by my house's exceptionally dirty mains supply. That's really a personal problem, though.

TARGET AUDIENCE

I am not totally sure at whom the Quinkey is aimed. It is a little pricey for the 'typical' home computer owner (if such a beast exists) and it does take a little perseverance to learn to use it. It takes a great deal more effort to learn to touch type, however. It would be very valuable to anyone who does more than a modest amount of word processing on the Beeb, and also to prolific programmers. When programming, however, it is sometimes a little irritating to have to keep changing from letter to number shift and vice-versa; fast two-finger typists probably would not see much of a benefit from the Microwriter in this area.

The Quinkey could also be

very useful in schools, where the ability to connect four keyboards to a single computer might be most valuable. I rather think that children would take to microwriting like ducks to water.

In any application, a major benefit of the device is that it makes it simple to watch the screen rather than the keyboard. This makes it much easier to spot and correct errors as they happen. In fact, I find it virtually impossible to watch the Quinkey when I am using it — I get as confused as the centipede who tried to work out how he moved his legs.

The Microwriter could make some very novel games possible, since it is rather easier to use it to provide multiple functions than to do the same thing via the keyboard. A joystick would often be even better, however.

CONCLUSION

The Microwriter is a very nicely made and cunning accessory for the BBC Computer. I believe that it would be of most value as a supplement, rather than a replacement, for the normal

keyboard. Its clever documentation makes it very easy to learn to drive and, if you do any more than the smallest amount of word processing, well worth persevering with.

It would also be useful to programmers who cannot come to terms with the traditional QWERTY keyboard, although the complexity of some of the mode changes do slow it down a little in this role.

Schools might like to consider using it, particularly since it makes it simple to let four children (five if you include the normal keyboard) interact on a single computer. The company offer several games and other programs for multi-user systems, and these might be very interesting to schools.

Is it worth buying? Probably "yes", but it depends on your application — it won't solve all your data entry problems.


A version of the Quinkey is planned for the Spectrum; that could be interesting and will certainly increase the device's market significance. For more information, contact Microwriter at 31 Southampton Row, London WC1 (phone 01-831 6801).

TOOLKIT ROM

Basic Programmer's Aid for the BBC Micro from

BEEBUG SOFT

Quality Software



it is possible to program in
BASIC without TOOLKIT
but it's not very smart

"TOOLKIT is an essential utility for all Basic programmers using the BBC Micro. ... The range is enormous. ... An indispensable aid packed full of powerful utilities."

Educational Computing, March 1984

"... Should speed up the process of programming considerably. ... TOOLKIT is highly recommended."

PCN, March 17, 1984

COMMANDS

*CHECK	- Verify a program or data in memory with disc/cassette.
*CLEAR	- Clear all variables including integers.
*EDIT	- Enter full screen editor.
*FREE	- Display free memory and other useful information.
*MEMORY	- Display memory contents.
*MERGE	- Merge two programs.
*MOVE	- Move program to run at specified address.
*NEW	- As New, but can be issued from within a program.
*OFF	- Cancel enhanced error handling.
*OLD	- As Old, but can be issued from within a program.
*ON	- Auto error handling - enters editor at line in error.
*PACK	- Efficient program compactor.
*RECOVER	- Intelligently recover bad programs.
*RENUMBER	- Allow partial renumbering.
*REPORT	- Extended error reporting facility.
*SCREEN	- Screen dump to cassette or disc.
*UTIL (1-9)	-

UTILITIES

1. String search.
2. String search and replace.
3. Move lines of BASIC.
4. List procedures and functions.
5. List values of A% to Z%.
6. List numeric variables.
7. List string variables.
8. List names of arrays.
9. Sets up range for utilities 1 & 2.

£23.00
including
VAT & pp.

- Just plug it in, no loading necessary
- 27 new commands to make life easier
- Saves hours in program development and debugging
- Supports both cassette and disc systems
- No command name conflict with other Roms
- Ideal for expert and novice alike
- Fitting instructions and a 32 page manual supplied
- You'll wonder how you ever managed without it

(Distribution agents for BEEBUG Publications Ltd)

BEEBUGSOFT is the Software house of BEEBUG Publications Ltd. BEEBUG, the user group for the BBC Micro, has over 25,000 subscribers and produces a regular magazine for the BBC Micro.

BEEBUGSOFT, PO BOX 109, HIGH WYCOMBE, BUCKS.
Available from good retailers - including selected branches of WH Smiths
Please send me _____
Name _____
Address _____
Toolkits at £27.00
Send cheque/postal order to
BEEBUGSOFT, Dept 13, PO
BOX 109 High Wycombe,
Bucks.

The Leech is a program which enables one computer to communicate with another and it is primarily intended for use with the ZX Spectrum (16K), although it can, of course, be used with a 48K Spectrum. Leeches are fairly lowly creatures and some critics would say that the 16K Spectrum is way down in the computer hierarchy too — after all, you soon run out of memory fairly quickly and if you put a machine code monitor or (worse still) an editor/assembler into your machine, there is hardly enough space left to enter "Copyright T.Bloggs 1984", let alone the actual program!

The solution is to put the Leech into the 256 bytes of the Spectrum printer buffer and pull your code (data files or machine-code) across from another computer. In this way you can do your editing and assembling on a friend's machine or on a machine at the office or at school, which hopefully has rather more memory than your Spectrum. The machine must also possess a Centronics or other similar parallel output port.

THE CENTRONICS PORT

The standard Centronics port provides at least nine lines of output and at least one line of input which can be reliably found on certain of the 36 pins of the Centronics plug. Table 1 shows the pins from the Spectrum's viewpoint: the Centronics nomenclature is given in brackets.

CODE TRANSFER

The object of the exercise is to be able to pass the code into the Spectrum at a reasonably fast rate (ie virtually instantaneously) and with 100% reliability. The code should be able to come from any part of the host computer's memory and be loaded into any part of the Spectrum's memory, and a

THE LEECH

Richard Sargent

Program development on the Spectrum is no fun with that rubber keyboard. Why not develop your machine code on another machine, then download into the Spectrum like the commercial software houses do? The Leech will make this possible — let the blood-taking begin...

warning should be given if poor reception is suspected. The Leech code is sensibly tucked away in the Spectrum printer buffer and since this means that the ZX Printer cannot be used without scrambling the Leech code itself, a small printer driver has been written so that (with the addition of the appropriate leads), the Leech hardware may be used to drive an alternative printer.

THE HARDWARE

The add-on board is extremely simple and can be built for about £5, but the total cost will vary according to the socket on the host computer. A Centronics type socket alone can cost £5.50, but you may be able to manage without one. The cost of plugs and cables always seems to be on the high side, but you may console yourself in the knowledge that the cost of the entire project with gold-plated sockets and a PCB will amount to less than the asking price for the RS232 cable which plugs into Sinclair's Interface One!

The Z80A PIO requires no special handling precautions, but be careful to bend the pins into the vertical plane so that the IC crunches firmly into its 40 pin socket. Be sure to obtain the Z80A PIO — "A" for 4 MHz — since the slower

variety probably will not work on the Spectrum's 3.5 MHz clock. If you are building the unit on Veroboard it is always worth double-checking your wiring, paying attention in particular to the decode lines A8 and A9. Reversal of these can cause the software to initialise the PIO incorrectly, setting lines that should be inputs into outputs and doing costly damage not only to the

Spectrum code can't be in BASIC because it is destined for the printer-buffer memory space, but that apart, machine code offers the facility to manipulate the parallel ports directly, to disable software-generated interrupts (which would complicate timing calculations) and to run at top speed. A short BASIC program has been written for the host com-

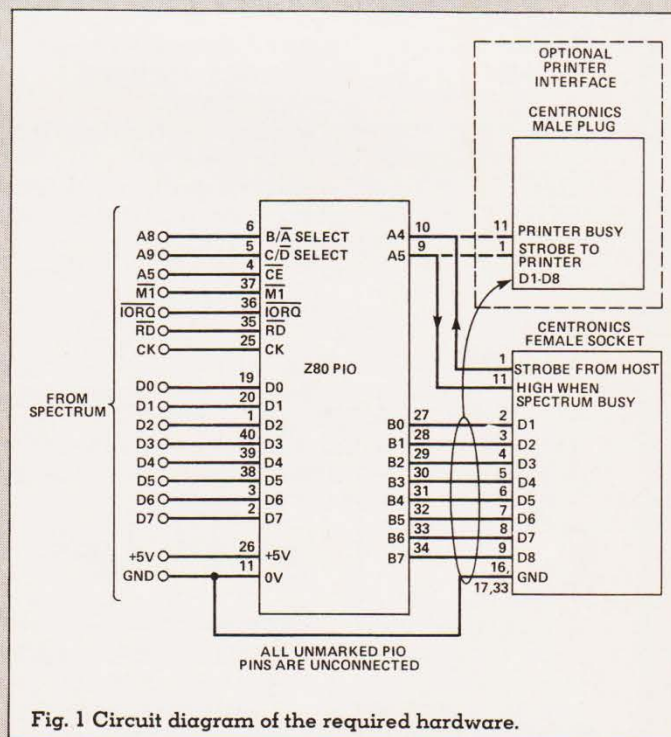


Fig. 1 Circuit diagram of the required hardware.

PIO itself but also to the output components of the host computer.

RUNNING THE LEECH

Both the receiving and transmitting programs are written in Z80 machine code, for a number of good reasons. The

puter but this only puts a check-list of the setting up procedure on the screen and is independent of the transfer program.

The sequence of operation is critical to the safety of the PIO chips and to the reliability of the transfer of bytes — as explained above the versatile PIOs can have their lines con-

TABLE 1

Pin 1	Control input (strobe)
Pins 2-9	Eight data inputs (data bits)
Pin 10	Control output (acknowledge)
Pin 11	Control output (busy)
Pin 16	0 Volts common
If pin 10 is connected, pin 11 will be unconnected (and vice versa).	

figured in a variety of ways and so they must be initialised properly *before* physically joining the two computers. The procedure is as follows:

- Stage 1 — computers not linked.
- Stage 2 — LOAD Leech programs.
- Stage 3 — RUN host computer program (sets host PIO)
- Stage 4 — RUN Spectrum code (sets Leech PIO).
- Stage 5 — Link computers together.
- Stage 6 — Press key on Spectrum.
- Stage 7 — Press key on host computer.
- Stage 8 — Verify checksums agree. JOB DONE.

TIMING CONSIDERATIONS

The two programs keep in step with one another using the two control lines of the Centronics interface — Strobe and Busy (or Acknowledge). The flow diagrams in Fig. 2 show the core of the transmit/receive code. The delay

lengthen the delay within the *faster* computer. The values given worked perfectly with a host computer with a CPU clock frequency of 4MHz.

THE BASIC LISTING

The actual form of this program will depend upon the commands of the host computer's BASIC and the nature of its Centronics port. The chances are that the port will consist of cheap TTL chips and since these do not need initialising line 20 will not be needed. The POKES of lines 36-42 pass values to the machine code. The prompts should be followed in strict order and line 80 actually runs the machine code (Leech Listing 3). The form of line 80 will vary but you should try to get the checksum printed on the screen. Some BASICS allow a return from machine code to include a numerical value (normally expected in the A,B or B,C register pair). If this is not so, the checksum value

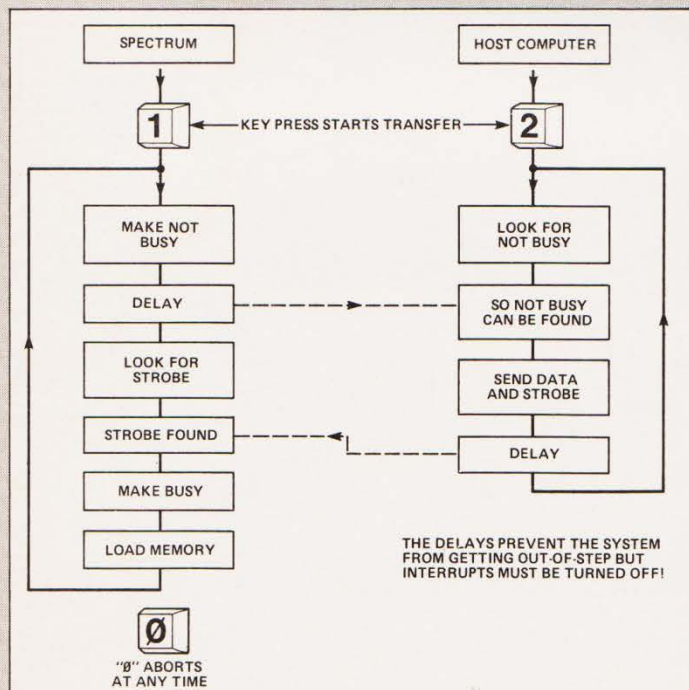


Fig. 2 Flowchart for the two programs (Listings 1 and 2).

block in the Spectrum code allows the host computer to latch on to the Spectrum 'not busy' signal while the delay block in the host computer's code allows the Spectrum to latch on to the host computer's 'strobe'. If you are transmitting between computers with widely different CPU clock frequencies it would be wise to

must be picked up by a PEEK and this is done in line 90. Needless to say the screened value should tally with that screened by the Spectrum. If it does not the Spectrum bytes have become corrupted and another transfer attempt must be made.

Just to make life difficult, the number returned by the host

```

10 PRINT "Computers should be unlinked"
20 REM Set host PIO if necessary with POKES
30 REM Now set machine code variables
32 INPUT "Starting address of code";S
34 INPUT "Address of final byte + 1";F
36 LET L=F-S : POKE 32769,S-(INT(S/256))
38 POKE 32770,INT(S/256)
40 POKE 32772,L-(INT(L/256))
42 POKE 32773,INT(L/256)
46 PRINT "PRINT USR 23296 on Spectrum"
48 PRINT "Computers may be linked now"
50 PRINT "Press key '1' on the Spectrum"
55 PRINT "then press '2' on host computer"
60 INPUT X: IF X<>2 GOTO 60
70 PRINT "Checksum value is ";
80 PRINT USR(X);REM or whatever syntax needed
  to invoke machine code program
90 PRINT (PEEK 32775)+(PEEK 32775)*256)
95 STOP

```

Listing 1. The BASIC program for the host computer.

```

006D ;=====
006D ;THE LEECH (RECEIVE)
006D ;=====
006D
006D ;SPECTRUM CODE
006D ;AT ANY TIME DURING TRANSFER
006D ;SPECTRUM ZERO KEY ABORTS
006D
5B00 ORG 23296 ;IN THE PRINT BUFFER
5B00
5B00 NMIADD EQU 23728
5B00 FDFD EQU OFDFH ; 11111110 11011111 65247
5B00 FDFD EQU OFDFH ; 11111111 11011111 65503
5B00 FDFD EQU OFCFH ; 11111100 11011111 64735
5B00 FDFD EQU OFDFH ; 11111101 11011111 64991
5B00 21B05C SS LD HL,5CB0H ;Safe default value!
5B03 010100 LD BC,1 ;Safe default value!
5B06 C5 PUSH BC ;HL contains start address and
5B07 CD655B CALL PI01 ;BC contains the length
5B0A CD785B CALL PI02
5B0D C1 POP BC
5B0D
5B0D ;WAIT FOR KEYPRESS "1"
5B0D
5B0E AF XOR A
5B0F 32085C LD (23560),A
5B12 3A085C KBD LD A,(23560)
5B15 FE31 CP 31H
5B17 20F9 JR NZ KBD
5B17
5B17 ;RECEIVING NOW KEY "0" ABORTS
5B19 1600 LD D,0
5B1B DD210000 LD IX,0
5B1F F3 DI ;Disable interrupts
5B1F
5B20 C5 M_LOOP PUSH BC ;Save length
5B21 3E02 LD A,2
5B23 01DFFC LD BC,P_A_D
5B26 ED79 OUT (C),A
5B26
5B28 0620 LD B,20H ;Delay
5B2A 10FE DJNZ WWT
5B2A
5B2C 01DFFC LP LD BC,P_A_D ;Look for strobe
5B2F ED78 IN A,(C)
5B31 CB67 BIT 4,A ;Wait until strobe detected or
5B33 2B0D JR Z FOUND ;until an abort detected
5B35 01FEFF LD BC,6143B ;11100000
5B38 ED78 IN A,(C)
5B3A F6E0 OR OE0H
5B3C FEFF CP OFFH
5B3E 2022 JR NZ ABORT
5B40 18EA JR LP
5B40
5B42 01DFFC FOUND LD BC,P_A_D
5B45 3E22 LD A,22H
5B47 ED79 OUT (C),A ;Signal Spectrum busy
5B47
5B49 01DFFD LD BC,P_B_D
5B4C ED78 IN A,(C) ;Read data and
5B4E 77 LD (HL),A ;load into memory
5B4F 5F LD E,A
5B50 DD19 ADD IX,DE ;Adjust checksum
5B52 23 INC HL ;Advance memory pointer
5B53 C1 POP BC ;Recover and
5B54 0B DEC BC ;adjust length
5B55 78 LD A,B
5B56 B1 OR C
5B57 20C7 JR NZ M_LOOP
5B57
5B59 DDE5 EXIT PUSH IX ;Get checksum
5B5B C1 POP BC ;into BC
5B5C ED43B05C LD (NMIADD),BC;and into NMIADD
5B60 FB EI ;Enable interrupts
5B61 C9 RET
5B62 C1 ABORT POP BC ;Adjust stack
5B63 18F4 JR EXIT
5B63
5B65 3ECF PI01 LD A,0CFH
5B67 01DFFE LD BC,P_A_C
5B6A ED79 OUT (C),A ;Set A to control mode
5B6A
5B6C 3ED1 LD A,0D1H
5B6E ED79 OUT (C),A ;xx01xxxx Bit4 input, Bit5 output
5B6E
5B70 3E22 LD A,22H ;Set Bit5 high
5B72 01DFFC LD BC,P_A_D
5B75 ED79 OUT (C),A
5B77 C9 RET
5B77
5B78 01DFFF PI02 LD BC,P_B_C
5B7B 3E4F LD A,4FH ;Set B to input mode
5B7D ED79 OUT (C),A
5B7F C9 RET
5B7F
5B80 01DFFF PI03 LD BC,P_B_C
5B83 3E0F LD A,0FH ;Set B to output mode
5B85 ED79 OUT (C),A
5B87 C9 RET
5B87
5B88 EQU $
0088 NOBYT EQU THEND-SS

```

Listing 2. The Leech Receive program (for the Spectrum).

computer's USR may be interpreted as a signed integer and will therefore be different from the unsigned integer returned by the PEEKs. The Spectrum USR returns an unsigned integer.

LEECH LISTING 2

The code starts at 5B00 - 5B05 hex (23296 - 23301 decimal) by loading default values for the starting address (into HL) and the length counter (into BC). You should change these default values to the ones you require by POKEing the values into the program using

```
LET A=xxxxx : POKE 23297,
A-(INT(A/256)) : POKE
23298,INT(A/256)
```

for the starting address and

```
LET A=xxxxx : POKE 23300,
A-(INT(A/256)) : POKE
23301,INT(A/256)
```

for the length counter. If you do not wish to use the latter, set it to a high value, say 64000. The transfer process will normally stop when the host computer fails to send out strobe pulses, but if something went wrong and the strobe continued *ad infinitum* then the BC counter will halt the receiving program. This would

prevent any precious code in Spectrum high memory being scrambled by an errant transmit program! The location NMIADD receives the checksum, but if you run the program by PRINT USR 23296 the value will be printed on the screen anyway.

LEECH LISTING 3

This listing must be entered carefully, using an assembler if you have one. Attention must be given to the EQUates so that they match your system parameters. P_DATA takes the value representing the

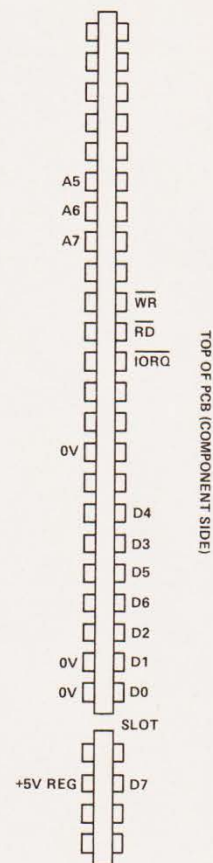


Fig. 3 Pinout of the Spectrum bus (as it appears looking into the back of the computer).

```
00DC ;=====
00DC ;THE LEECH (TRANSMIT)
00DC ; CODE FOR THE HOST COMPUTER
00DC ;=====
0005 P_DATA EQU 5
0004 P_C_STRB EQU 4
0004 P_C_BUSY EQU 4
0006 PACON EQU 6
0007 PBCON EQU 7
0007
0000 BUSBIT EQU 0
0001 STRB EQU 1
0001
8000 ORG 8000H
8000 ;8000H = 32768
8000
8000 210000 USR LD HL,0 ;32769 Load up start address
8003 010000 LD BC,0 ;32772 Load up length
8006 11 DB 11H ;Essential dummy byte
8007 0000 CHECK DW 0 ;32775 Checksum store
8009 000000 DB 0,0,0 ;Call PIO if necessary
800C F3 DI ;DI if desirable
800C
800D 1600 LD D,0
800F DD210000 LD IX,0 ;Zero checksum counter
800F
8013 C5 LOOP PUSH BC ;Preserve length
8014 7E LD A,(HL) ;Read a byte
8015 5F LD E,A ;and
8016 DD19 ADD IX,DE ;add it into checksum
8016
8018 F5 PUSH AF
8019 010400 LD BC,P_C_BUSY
801C ED78 WT IN A,(C) ;Wait until Spectrum is
801E CB47 BIT BUSBIT,A ;not busy
8020 20FA JR NZ WT ;Memory-mapped systems
8022 F1 POP AF ;change ED78 to 0A00
8022
8023 010500 LD BC,P_DATA
8026 ED79 OUT (C),A ;Transmit the byte
8028 CB8F RES STRB,A ;Prepare the strobe bit
802A 010400 LD BC,P_C_STRB
802D ED79 OUT (C),A ;Transmit the strobe
;DELAY Memory-mapped systems
802D
802F 0610 LD B,10H ;change ED79 to 0200
8031 10FE DJNZ WTT ;on 3 occurrences
8033 010400 LD BC,P_C_STRB
8036 C8CF SET STRB,A ;Prepare strobe off
8038 ED79 OUT (C),A ;Transmit strobe off
8038
803A 23 INC HL ;Advance memory pointer
803B C1 POP BC ;Recover length
803C 0B DEC BC ;Count down
803D 7B LD A,B ;and see if all
803E B1 OR C ;bytes have been sent
803F 2B05 JR Z DONE
8041 000000 DB 0,0,0
8044 18CD JR LOOP
8044
8046 DDE5 DONE PUSH IX ;Put checksum
8048 C1 POP BC ;into BC and
8049 ED430780 LD (CHECK),BC ;into store
804D 00 NOP ;Move BC into AB
804E 00 NOP ;for some BASICS
804F FB EI
8050 C9 RET
8050
8050 ;EXAMPLE OF PIO SETTING UP PROCEDURE
8050 ;WHICH MIGHT BE REQUIRED ON A HOST COMPUTER
8050 ;THE PIO IS THE Z80PIO - MK3881
8050
8051 C5 PIO PUSH BC
8052 3ECF LD A,0CFH ;Make A lines control mode
8054 010600 LD BC,PACON
8057 ED79 OUT (C),A ;OR use 0200
8059 3EFD LD A,0FDH ;xxxxxx01 Bit0 input, Bit1 output
805B ED79 OUT (C),A ;OR use 0200
805B
805D 3E0F LD A,0FH ;Make B lines output mode
805F 010700 LD BC,PBCON
8062 ED79 OUT (C),A ;OR use 0200
8062
8064 C8CF SET STRB,A ;Transmit strobe off (high)
8066 010400 LD BC,P_C_STRB
8069 ED79 OUT (C),A ;OR use 0200
806B C1 POP BC
806C C9 RET
806C
806D FIN EQU #
806D BYTES EQU FIN-USR
```

Listing 3. The Leech Transmit program (for the host computer).


```

0088 ;=====
0088 ; A PRINTER DRIVER
0088 ;=====
0088 ;0054H=00084 bytes long
0088 ;LLIST & LPRINT
0088
5C4F CHANS EQU 23631
5C4F
5B8B 2A4F5C INIT LD HL,(CHANS) ;Set CHANS
5B8B 110F00 LD DE,15 ;address and
5B8E 19 ADD HL,DE ;calculate
5B8F 11965B LD DE,PATCH ;printer channel
5B92 73 LD (HL),E ;and load
5B93 23 INC HL ;it with the
5B94 72 LD (HL),D ;new routine
5B95 C9 RET
5B95
5B96 FE45 PATCH CP 0A5H ;Test for token
5B9B 303E JR NC L17
5B9A FE0D CP 0DH ;Test for CR
5B9C 2809 JR Z L12
5B9E FE20 CP 20H ;Test codes 0-19H
5BA0 D8 RET C
5BA1 FE80 CP 80H ;Test for UDB & Block Graphics
5BA3 3802 JR C L12
5BA5 3E20 LD A,20H ;Change graphics to a space
5BA7 CDB35B L12 CALL PRINT ;Print a character
5BAA FE0D CP 0DH ;If your printer gives an automatic
5BAC C0 RET NZ ;linefeed change RETNZ to RET (C9)
5BAD 3E0A LD A,0AH ;Print a linefeed if needed
5BAF CDB35B CALL PRINT
5BB2 C9 RET
5BB2
5BB3 CD655B PRINT CALL P101 ;Set PIO in case
5BB4 CDB05B CALL P103 ;if has been meddled with
5BBF F5 PUSH AF ;Preserve character to be printed
5BBA F5 PUSH AF ;Local save
5BBB 01DFFC LD BC,P_A_D
5BBE ED7B RDY IN A,(C)
5BC0 CB67 BIT 4,A
5BC2 20FA JR NZ RDY ;Wait until printer not busy
5BC4 F1 POP AF
5BC5 01DFFD LD BC,P_B_D
5BC8 ED79 OUT (C),A ;Send character
5BCA 01DFFC LD BC,P_A_D
5BCD AF XOR A
5BCE ED79 OUT (C),A ;Send strobe
5BD0 F5 PUSH AF ;Short delay
5BD1 F1 POP AF
5BD2 CB67 SET 4,A
5BD4 ED79 OUT (C),A ;Cancel strobe
5BD6 F1 POP AF
5BD7 C9 RET
5BD7
5BD8 CDB520B L17 CALL 0B52H ;Use ZX ROM to print
5BDB C9 RET ;the reserved word
5BDB
5BDC FINN EQU $
0054 PRLEN EQU FINN-INIT
00DC TOTLEN EQU FINN-SS

```

Listing 4. A printer driver.

address of the port putting out the parallel DATA and similarly P_C_STRB the port number for the strobe signal, P_C_BUSY the port number for the busy (or acknowledge) signal. If you are unlucky, the host system might have two more port addresses associated with the control function of the Z80 PIO chip itself. These are PACON and PBCON for the control of the A lines and B lines respectively, but I would suggest a careful scrutiny of the wiring diagram around the PIO to discover which lines are being used for which function.

The final equates to change will be BUSBIT (the bit-number of the BUSY/ACKNOWLEDGE signal) and STROBE (the bit-number of the STROBE signal). If your host computer has ports which are memory-mapped you will need to change all IN A,(C) instructions to LD A,(BC) and all OUT (C),A instructions to LD (BC),A. The alternative code is given in the comments of the source listing.

Both the transmit and receive listings are hopefully

explicit enough to help users who come across strange Centronics hardware. I am thinking in particular of the standard RML 380Z which delivers an antiquated seven bits of data with BIT7 carrying the strobe (have fun with that one!) or the slightly more eccentric Memotech MTX500 which puts the Strobe OUT using an IN command and cancels the Strobe automatically when reading the Busy line...

LEECH LISTING 4

Finally there is the bonus of Listing 4. If you decide to use it you *must* disconnect the Leech Link, not only because you will probably need a ribbon cable connection but also because the Leech PIO is reconfigured to give an output which is intended for a printer and not for the host computer! The routine itself is a 'no frills' affair, trimmed down to fit the printer buffer. The buffer ends at 5BFF hex so there is only some 20 (hex) bytes spare, which isn't quite enough for a screen dump routine.

At last, a magazine that gets to the core of it.

As the proud owner of an Apple, you know that really helpful magazines don't grow on trees.

But now there's Orchard Computing. Orchard is a brand new quarterly put together specifically to suit the Apple user.

It brings you the very best in useful routines, business and games software.

And not a word of it that isn't directly relevant to you.

So if you like an Apple a day, take Orchard quarterly.

It's just what the doctor ordered.

Orchard
COMPUTING
Britain's best buy for Apple users



MicroSight



MicroSight I on the BBC model B includes:—

- A CCTV camera with lens and tripod.
- MicroEye vision interface 256 x 300 resolution with 8 bit video plus all cables.
- Fully documented hardware and software.
- MicroSight software package with area perimeter routines as well as disk and printer dumps.
- Hi Res software package with mode O display, disk and printer dumps and thresholding.
- Package using mode 2 high quality display.

All for £495 + VAT

MicroScale

An image processing package with editing area and perimeter calculations, dimensioning, windowing, threshold and contrast setting. £295 + VAT

MicroEye

Vision interface 256 x 300 resolution 256 grey levels with full documentation and software for BBC Sirius, IBM, Apple, RML, CBM etc. £295 + VAT



MicroScale II

Image analysis for the IBM PC with:—

- Object area measurement (absolute and %)
- Perimeter measurement to user defined scaling
- User definable and standard windows.
- Disk and printer dumps.
- Dimensioning and object counting.
- Fully documented C software. £1950 + VAT

Also available for Hewlett Packard and Sirius.

For further details contact:—

DIGITHURST The image analysis people

Digithurst Ltd.
Leaden Hill, Orwell, Royston,
Herts. SG8 5QH

Telephone (0223) 208926

Every computer needs

CHATTERBOX II

"Listen creep, I am the leader...."

For ZX81
SPECTRUM
BBC
TRS 80
APPLE
NASCOM
VIC/PET/64
(Please state)



SPEECH
SYNTHESIS
by
WILLIAM
STUART
SYSTEMS

NEW!
EXCLUSIVE!

**PITCH
CONTROL**

£39
COMPLETE
of £33 DIY KIT

CHATTERBOX II™ can say anything!

Genuine phoneme synthesis - not just recorded speech - hence unlimited vocabulary. Programmable pitch for more natural intonation (exclusive to Wm Stuart Systems)- solid tone cabinet for quality sound - integral beep/music amplifier. **PLUS** expansion socket for BIG EARS voice recognition system. Full instructions technical notes and software supplied with this outstanding educational unit.

DEALER ENQUIRIES WELCOME

As seen on BBC TV "Computer Programme"

BIG EARS

**SPEECH
INPUT
FOR ANY
COMPUTER**



Hugely successful Speech Recognition System. complete with microphone, software and full instructions.

BUILT TESTED & GUARANTEED

PLEASE STATE COMPUTER: UK101, SPECTRUM, ATOM, NASCOM2, Vic 20, Micron, ZX80/81, PET, TRS80, MZ80K, APPLE II, BBC MICRO

ONLY £49

ZX81/SPECTRUM

MUSIC SYNTHESISER (Stereo)
+16 LINE CONTROL PORT 16K RAM

Play 3-part music, sound effects, drums etc. Full control of attack, decay and frequency. Input/Output lines provide control and monitor facility for Home Security, Robot Control, Model Railway etc. etc. Works with or without 16K RAM.

Full instructions/software included. Add keyboard to make a live performance polyphonic synthesiser!

Note: up to 3 units can be used simultaneously; giving 9 music channels & 48 I/O lines

**AMAZING VALUE
AT ONLY**

**£19.50 (KIT)
£25.50 (BUILT)**

S
O
F
T
W
A
R
E

THE COMPOSER

Synthesiser Music Programme. Enter & play 3 part harmony. Includes demonstrations. (Spectrum/ZX81) recommended £7



TALKING HANGMAN

For Chatterbox! The classic game claims its victims with a dry vocal accompaniment (Spectrum) £6



ZX ARP/DRUMSEQ

Fascinating synthesiser demonstrations. Generates automatic sequences and plays from keyboard. Some weird effects (Spectrum) £6



CHROMACODE??????

Can you defuse the bomb by cracking the secret combination before time runs out? With Chatterbox voice output (Spectrum) £6

COLOUR MODULATOR

RGB in, PAL/UHF out (not for ZX)

KIT £16

BUILT £22

Please add VAT at 15% to prices. Barclay/Access orders accepted by telephone

All enquiries S.A.E. please

**WILLIAM
STUART
SYSTEMS Ltd**

Quarley Down House
Cholderton
Nr. Salisbury
Wiltshire. SP4 0DZ
Tel: 098 064 235



An interrupt is a signal from the outside world which causes the CPU to stop its current activity and to execute another program before returning to the initial program and continuing with it. The Z80 CPU has two interrupt inputs, known as the non-maskable interrupt (NMI) and the maskable interrupt (INT).

MASKABLE INTERRUPT

The Z80 can be programmed to respond to this interrupt in any one of three possible modes. However, since two of the three modes require a peripheral device to supply the interrupt and a data byte, and the third one causes a jump to 0038 hex where the NAS-SYS delay routine resides, the maskable interrupt does not lend itself to simple experimentation.

NON-MASKABLE INTERRUPT

The non-maskable interrupt is far easier to use and it is an interrupt which will be accepted at all times by the CPU. The NMI is invoked by taking pin 17 of the Z80 chip to ground. A pulse on this pin sets an internal NMI latch which is tested by the Z80 at the end of every instruction. If the latch is set, the CPU responds by pushing the program counter onto the stack, and jumping to location 0066 hex. The service routine for the non-maskable interrupt must therefore begin at this location.

In the Nascom this location is in ROM and it contains another jump, this time to 0C7D hex, which is in RAM. 0C7D hex, labelled \$NMI, normally holds the final jump, this time to 0475 hex, which takes us back into ROM and into the actual interrupt routine, which drives the monitor's single-step mechanism. \$NMI is known as a 'jump vector', and its contents can be changed at will by the programmer. In this way the single-step mechanism is replaced by a different routine, which can be any program the user likes to write, lengthy or short, complex or simple. The CPU will run it so long as a few basic rules are observed.

THE PROGRAM

The demonstration program offered is intended only as an introduction to the non-maskable interrupt, and the relevant device manuals should be consulted for further information,

INTER RUPTS

Richard Sargent

Interrupting your microprocessor is a very powerful tool, rather than a sign of ill-breeding. In this article we look at the non-maskable interrupt of the Z80 CPU and the way in which it may be put to use.

particularly on the maskable interrupt modes, which are extremely powerful tools.

The program is written for the NAS-SYS 3 monitor, which can be interrupted safely. Unfortunately the NAS-SYS 1 monitor has a bug in it which causes data which is needed later in the program to be left unprotected by the stack pointer. If an interrupt were to occur at this time, the action of stacking the program counter would destroy two bytes of data, resulting in a crash shortly after the interrupt routine had passed control back to the main routine. How often an interrupt would occur at this critical time is hard to estimate, and NAS-SYS 1 owners are therefore encouraged to 'carry on regardless'. To run under NAS-SYS 1, it is necessary to change a few bytes of the interrupt program, as shown in Table 1.

To experiment with the program, a small hardware installation is required; a push-button switch is wired onto pin 6 of the 77-way Nasbus, and closure of the switch takes pin 6 to ground.

OPERATION OF THE NMI PROGRAM

To initialise the new NMI facility, Execute A000 A500 nnnn. A500 is the start of the initial program which is to be run; in this case it is a small demonstration display

on the VDU. nnnn is optional and represents the start address of an alternate program which can be run while the initial program is on interrupt. It should be noted however that this alternate program must end with a normal RETum (code C9).

The features of the interrupt program itself are:

- Freeze the screen display, save it on tape, print it.
- Examine or Modify memory.
- Use NAS-SYS commands.
- Display the Z80 registers (NAS-SYS 3 only).
- Restore the screen display (or load in a new one) and continue.
- Execute an alternate program, then return to the main program.

When the interrupt button is pressed, the interrupt program saves all registers, the NAS-SYS workspace and the screen display.

The screen display is now frozen, since the initial program has been put aside. The keyboard is being scanned and two options are available to the user.

● S for "skip" ends the interrupt and passes control back to the initial program, with the contents of the program and the screen unaltered.

● Any other key-press clears the screen and brings up the prompt "— N M I —", whereupon the interrupt program again scans the keyboard.

THE SECOND OPTION

NAS-SYS COMMANDS

NAS-SYS commands can now be used, but \$NMI must not be reset to its original value of 0475, otherwise when the next interrupt is received the monitor's

Listing 1. Source code for the Interrupt program.

```

A52A      ;GENERAL PURPOSE INTERRUPT PROGRAM
A52A      ;R SARGENT APRIL 1982
A52A      ;V2
A52A      ;
A52A      ;
02F0      INLIN      EQU 02F0H;in nas-sys 3 (else 02B5H)
0280      MODIFY     EQU 0280H;in nas-sys 3 (else 0240H)
0068      MODLEN     EQU 0068H;length of "modify"
0012      MODOFF     EQU 18;for nas-sys 3 (else 16)
0C0A      ARG0       EQU 0C0AH
0C0B      ARG1       EQU 0C0BH
0C7D      $NMI       EQU 0C7DH
0C77      $UOUT      EQU 0C77H
0C77      PRINTR     EQU $UOUT;or addr of printer subroutine
0C77      ;NAS-SYS DF CALLS
00DF      DF         EQU 0DFH
0079      RLIN       EQU 79H
0060      ARGS       EQU 60H
005C      SCALJ      EQU 5CH
006B      ERRM       EQU 6BH
006B      ;
006B      ;
A000      ORG 0A000H
A000      LOAD 0A000H
A000      ;
A000      ;E A000 A500 nnnn where A500 is the
A000      ;start of the initial program and
A000      ;n is the start of a second program
A000      ;which is optional

```

TABLE 1

LOCATION	NEW CODE
A018	21 40 02
A026	11 88 A4
A0A0	CD B5 02
A13F	CD B5 02
A144	C3 8C A4

COMPUTING TODAY JUNE 1984


```

A142 DF64      DB 0DFH,64H
A144 C3BEA4    JP MODRAM+MODOFF+4
A144           ;
A147 C3        PSTR      DB 0C3H
A148 3FA1      DW PATCH
A14A 00        DB 0
A14A           ;
A14B           PRGFN2    EQU $
A14B           ;
A14B           ;
A14B           LATCH     DS 1
A14C SAVC00    DS 2CH
A178 SVDU      DS 15*4B
A448 SVDUT     DS 4B
A448           ;
A478           SCRFN1    EQU $
A478           ;
A478           MODRAM    DS 6BH
A478           ;
A4E0           SCRFN2    EQU $
A4E0           ;
A4E0           ;
A500           ORG 0A500H
A500           LOAD 0A500H
A500           ;
A500           ;Initial program for test purposes
A500           ;
A500 EF0C00    DB 0EFH,0CH,0
A503 3E31      LD A,31H
A505 32CA0B    LD (0BCAH),A
A508 3C        INC A
A509 32F90B    LD (0BF9H),A
A50C 3C        INC A
A50D 320A0B    LD (0B0AH),A
A510 3C        INC A
A511 32390B    LD (0B39H),A
A514 3C        INC A
A515 328A0B    LD (0B8AH),A
A518 3C        INC A
A519 32B90B    LD (0BB9H),A
A51C ED5F      L4        LD A,R
A51E CBFF      SET 7,A
A520 32A109    LD (09A1H),A
A523 F5        PUSH AF
A524 3EFF      LD A,0FFH
A526 FF        RST 3BH
A527 F1        POP AF
A528 1BF2      JR L4
A528           ;
A52A           TSTEND    EQU $
A52A           ;
A52A           ;
3ED4 4074 A500 A52A A52A 00

```

standard display of registers and entry into single step mode of operation would take place.

Whenever a NAS-SYS command is used, control normally passes through a subroutine called INLS which unhappily resets the \$NMI. This routine is therefore partially by-passed in the NMI program. In their own right, most NAS-SYS commands do not reset \$NMI and so it is quite possible to TABULATE, QUERY or OUTPUT to ports, COPY data, display program registers (P command in NAS-SYS3), and WRITE to and READ from cassette tape. The last two commands give the facility, should it be needed, to manipulate the data on the screen.

MODIFYING THE SCREEN

The display is saved on tape by use of the command W A178 A478. A178 (label SVDU) marks the start of the display-save area and A478 (label SCRFN) marks the end of it. The Read command can load this area of RAM just like any other and so it is possible to over-write the saved display with another display that had been stored on tape from a previous occasion.

THE MODIFY COMMAND

MODIFY is a NAS-SYS routine which does reset \$NMI whenever it is used, so this is one routine that has been modified so that it works successfully after every interrupt.

PRINTING THE SCREEN

PRINT (control P) sends the contents of the screen at the time of interrupt to the user's printer. It expects a printer subroutine to exist at 0E00 hex. The CALLs to the printer are at A0F6 hex and A0FD hex and can be changed as necessary. For example, DF 6F 00 instead of CD 00 0E would send the data to the Nascom's serial port.

THE EXECUTE COMMAND

EXECUTE has been re-written, and its function is to execute the alternate program, if a starting address for the alternate program has been specified. If no such address is available, then 'Execute' operates in the same manner as 'Skip'.


As to the nature of this alternate program, that is left (as is usual in such cases), to the ingenuity of the reader...



COMMODORE 64

OXFORD PASCAL

YOUR FUTURE WITH COMPUTERS DEPENDS ON PASCAL



Oxford Computer Systems
(Software) Ltd
Hensington Road,
Woodstock,
Oxford OX7 1JR, England
Telephone (0993) 812700
Telex 83147 Ref. OCSL

BECAUSE

- PASCAL is the world's most popular programming language after BASIC
- PASCAL is FAST... up to 20 times the speed of BASIC

WHAT IS OXFORD PASCAL?

OXFORD PASCAL is a COMPLETE implementation of the popular programming language PASCAL running on the Commodore 64

GRAPHICS & SOUND

With the OXFORD extensions to PASCAL you can programme dazzling graphics and astounding sound

WHAT DO I GET?

With the cassette version of OXFORD PASCAL you get:

- A powerful text editor for preparing PASCAL programs
- A resident compiler giving 14k of user RAM
- A powerful set of colour graphics and sound extensions to standard PASCAL

With the disk version of OXFORD PASCAL you get:

- All the above, PLUS
- A full disk to disk compiler exploiting the entire memory of the 64 for PASCAL programs.

HOW MUCH DOES OXFORD PASCAL COST?

Cassette version (resident compiler only) £14.95
Full disk compiler (1541, 4040, 8050, 8250 drives) £49.95
Prices are exclusive of VAT. There is also a small charge for post and packing.

It seems that after personal computers, the next thing is to be personal robots. With this in mind, I have been on the lookout for books about robots, and this month two have turned up with references to them in their titles. To be clear, neither of them is about personal robots specifically, although both make mention of personal robots and the problems associated with their design in their closing pages. However, these books can provide us with an introduction to robots and robotics, as well as giving us some appreciation of what a personal robot might be like and what it could do for us.

Chips, Computers and Robots by Judy Allen is a Puffin book, and its presentation is at the introductory level that this might lead you to expect. It contains 32 short chapters, each of two or three pages. Starting with the preparation and manufacture of micro-electronic circuits, it proceeds to computers and how they work, takes an unscheduled detour into Information Technology to cover topics that include satellite


BOOK PAGE

Garry Mashall

Our reviewer takes a look at two books about robots, and some reference works on a variety of topics.

communications and Teletext, before reaching robots and robotics. This is an awful lot of ground to cover in 80 brief pages, and the treatment is necessarily selective. The format of the book does not allow it to bring out at all well how chips make up computers or how computers contribute to robotics.

As a non-technical introduction to an area that is now covered by a number of books it is adequate, although occasional instances of lack of precision and of attempts at simplification that give rise to misleading statements are irritating. The illustrations are disappointing. They are poorly presented, particularly by comparison with the hardback edition, but this is hardly surprising as it costs




about five times as much. More important, perhaps, is that, particularly in the first half of the book, they are often of dubious relevance to the text.

The last 10 chapters cover robotics, and are much the best part of the book. Following the apparently obligatory acknowledgement of the robot's origins in fiction, there are chapters on exoskeletons (which can be 'worn' to amplify enormously human muscle power), remote manipulators (as used in hazardous environments and for bomb disposal), and industrial robots. The 'housework' robot is then introduced. The difficulty in producing a robot to be useful in the home is that housework is actually very varied and complex, and totally unlike the kind of repetitive work that almost all

industrial robots currently carry out. I suppose that a personal robot could be expected to Hoover, mow the lawn, make the beds and fetch a beer from the fridge when you wanted one, among other things, although I must admit to some scepticism about the need for one. The book's final chapter on artificial intelligence is not very penetrating, but it does point us in the right direction to face the future. I suppose that as a non-technical introduction to microelectronics, all that stems from it, and that which may develop with its aid in the future, this little book is quite acceptable.

DIY Robotics And Sensors by John Billingsley is essentially a series of projects for constructing gadgets to be controlled by a computer. The



book is geared to the BBC Micro, although the descriptions are sufficiently clear that the projects could be adapted for any other micro having comparable facilities (not that I can think of one!). Throughout the book the hardware and software aspects of the projects are presented side by side so that a typical chapter contains not only constructional and circuit diagrams but also programs, usually in BASIC but occasionally in assembly code too.

John Billingsley is a lecturer at Portsmouth Polytechnic, and is well-known as the organiser of the Euromicro 'micromouse' competition. He discusses the competition in his final chapter, suggesting that it has now served its purpose as a stimulant to developments. Because the problems involved have all been effectively solved, he is now proposing a robot ping-pong contest as the means for testing and stretching the abilities of all those interested in robotics. In case this makes his involvement in robotics seem anything less than serious, I would mention that he is involved in active research and development with the 'Craftsman robot' project at Portsmouth Polytechnic, and that a recent account of this project is presented in *Electronics and*

Power for November/December 1983.

The projects in the book cover joysticks, a light pen, stepper motors, a turtle, interfacing a robot and robot vision. A certain knowledge of electronics and some expertise, in soldering, for example, will be necessary to carry out the projects, but the electronics enthusiast will cope easily and nothing is demanded that is beyond a fairly determined beginner. In the best tradition of the English inventor, readily available materials are made use of rather than expensive special components.

The drawings in the book are an education in themselves. Reproduced (as I imagine) from the author's freehand sketches, they show that precise engineering information can be conveyed without the need for a high degree of artistic ability. In fact, as images, some of the drawings (including that of the joystick on page 26) are highly intriguing under close examination because of their lack of perspective.


Should you feel the need for a basic introduction to practical electronics before moving on to robot projects, **Enjoying Electronics** by Owen Bishop may be just what you need. Starting absolutely from square one, it presents a series of experiments to illus-

trate and explain what electronics is all about. We move from currents flowing through lamps to resistors, diodes, transistors, simple circuits for switching and for oscillators, and relays. There is much more besides. The illustrations (professionally produced this time) are excellent, and the beginner would learn a great deal about electronics just by reading the book, but much more by doing the experiments that it describes.

To move to a different topic, a book on FORTH has just

taken in a steady and entertaining way from '2 2 + =' to screens and the implementation of complex data structures. The book deserves a wide readership among all those interested in FORTH.

Actually, there is a connection between FORTH and robots, for at least one manufacturer, Cyber Robotics, provides FORTH as the language for programming its robots, claiming that it is much more suitable for this purpose than BASIC. (Even though true, this is not the most convincing comparison they could have made.)



been published which I consider to be much the best that I have read. It is **FORTH For Micros** by Steve Oakey. Before going any further I must declare an interest, for I have had some involvement in creating the series on which the book belongs, and have also written two books in the same series.

FORTH For Micros provides an accessible introduction to FORTH, shows how to write programs (properly) in FORTH, and illustrates this with many examples. I know of no other book that meets more than one of these aims successfully. The reader is

Finally, I would bring to your notice some useful reference works. The Pitman programming pocket guides are genuinely pocket-sized reference works. They are sensibly and thoughtfully produced in flip chart form. Two of the most recent ones are **Assembly Language For The Z80** and **Programming For The Apple**. The format of the guides makes them ideal for presenting the mass of detail needed for assembly code programming, and the Z80 guide does just this as well as presenting a tutorial

Pocket Guide
Assembly Language
for the **Z80**
Ullmann

Pocket Guide
Programming for the
Apple
John Gray

Programming Pocket Guides

Programming for the Apple

Chips, Computers and Robots by Judy Allen (Puffin Books), 95 pages, £0.95
DIY Robotics And Sensors by John Billingsley (Sunshine), 119 pages, £6.95
Enjoying Electronics by Owen Bishop (Cambridge Educational), 94 pages, £2.70
FORTH For Micros by Steve Oakey (Newnes), 148 pages, £5.95
Assembly Language For The Z80 by Julian Ullman (Pitman), 60 pages, £2.50
Programming For The Apple by John Gray (Pitman), 62 pages, £2.50



For a limited time only, Computing Today is offering you the chance to experience the thrill of commanding your own bird of prey, with the new CT Hunting Falcon/Magazine Binder. Swift of wing, sure of eye and made of genuine vinyl and cardboard, the Computing Today Hunting Falcon/Magazine Binder is the spitting image of the hunting birds of old to anybody suffering from cataracts. Release it from your arm, and it dives just like a traditional hawk. If it lands on a small animal, it will probably stun it. Also, when you tire of the sport, and would rather hunt hedgehogs with your Ford Sierra, your CT Hunting Falcon converts into a useful magazine binder that holds a full year's supply of Computing Today. The new CT Hunting Falcon/Magazine Binder will cost you not a farthing more than the old binder alone used to: just £5.00. This includes postage and packing, so your falcon won't have to tire itself out flying to your abode.

I am enclosing my (delete as necessary)
Cheque/Postal Order/International Money
Order for £.....
(made payable to ASP Ltd)
OR
Debit my Access/Barclaycard*
(*delete as necessary)

1	2	3	4	5	6	7	8	9	10	11	12	13	14	15	16	17	18	19	20	21	22	23	24	25	26	27	28	29	30	31	32	33	34	35	36	37	38	39	40	41	42	43	44	45	46	47	48	49	50	51	52	53	54	55	56	57	58	59	60	61	62	63	64	65	66	67	68	69	70	71	72	73	74	75	76	77	78	79	80	81	82	83	84	85	86	87	88	89	90	91	92	93	94	95	96	97	98	99	100
---	---	---	---	---	---	---	---	---	----	----	----	----	----	----	----	----	----	----	----	----	----	----	----	----	----	----	----	----	----	----	----	----	----	----	----	----	----	----	----	----	----	----	----	----	----	----	----	----	----	----	----	----	----	----	----	----	----	----	----	----	----	----	----	----	----	----	----	----	----	----	----	----	----	----	----	----	----	----	----	----	----	----	----	----	----	----	----	----	----	----	----	----	----	----	----	----	----	----	-----

Please use BLOCK CAPITALS and include post code.

Name (Mr/Mrs/Miss)

Address

.....

.....

Signature

Signature: _____

Date

FASTER FORTH

Martin H. Goose

Readers of Computing Today will recall the articles on the Aculab floppy tape drive and the MMS FORTH, both for the TRS-80. Now you can make them work together.

Previous articles by Dave Peckett have introduced the Aculab floppy tape drive (1) and MMS FORTH in its cassette-based version (2), to users of the TRS-80. Users of a disc-based version of FORTH will know how much more convenient it is to have UPDATED buffers FLUSHed to disc automatically, rather than have to go through the manual equivalent with the cassette-based version. The purpose of this article is to explain to users of the TRS-80 and Aculab floppy tape drive who use the cassette-based MMS FORTH how they can add the necessary additional FORTH words to mimic disc operation.

BIBLIOGRAPHY

Before you read the following explanation of how the modifications are made you should review the contents of Dave Peckett's two articles and the section of the Aculab user's manual on machine language programming. You will also need to refer to the MMS glossary for the usage of the words EWBLK, ERBLK, CWBLK, and CRBLK. The code given assumes 32K of memory, and MMS Cassette FORTH V1.8. All FORTH words and BASIC commands are shown in block capitals.

VECTORING IN

Blocks are written to, and read from, cassette tape using the FORTH words CWBLK and CRBLK. Fortunately these words are not executed directly but by vectored execution. This means that addresses which point to the code for these two words are kept as two variables EWBLK and ERBLK. For example, when FORTH wants to write a block to cassette it looks for the address in EWBLK and executes the routine at that address. This normally executes CWBLK.

When executed, both CWBLK and CRBLK require the address of the buffer to be used, and the block number involved, as the second on stack and top of stack respectively. The essential part of the modification is to write two additional FORTH words which expect the same values on the stack but transfer data between block buffer and floppy tape. My names for these two new words into EWBLK and ERBLK will ensure that when a block is to be written @PUT is executed, and similarly when a block is to be read @GET is executed.

THE FLOPPY FILE

Using the floppy tape system at the machine code level requires the use of a 16-byte filespec which gives the floppy tape operating system the data it needs to move tape sectors between tape and memory. This filespec must be set up first before @PUT and @GET can be used. This is done in block 3 of Listing 1. This locates the filespec from 42FOH to 42FFH, just above the first FORTH block buffer. As a floppy tape sector is 256 bytes long and a FORTH block 1024 bytes, four sectors are needed per block.

The floppy tape operating system normally uses part of low memory, from 4300H to 47FFH. This is used for file directory maintenance, as an input/output buffer and to store various other parameters. In this position it will clash with FORTH's block buffers which are located at 4300H to 46FFH, and 4700H to 4AFFH, so it must be relocated. The obvious place to put it is the top of available memory. Having done this FORTH must be denied access to this memory area. This is achieved by lines 1 and 2 of block 3.

These are the essential features of the additional code

required. This, together with some other necessary words and some optional utility words, makes up the complete package given in Listing 1. Having described the main words in Listing 1 the rest of the words have the following functions.

Block 2. The words EX, EXX, LDIR, and LDDR are extra words for the ASSEMBLER. The ASSEMBLER provided by MMS is for the 8080 microprocessor. These extra words add some of the extra power of the Z80 to the existing ASSEMBLER and are used in the definition of @PUT and @GET. Once present in the ASSEMBLER vocabulary they are also available for use in FORTH words defined using CODE.

Block 3. The only word not previously described in this block is @LIST. This functions in exactly the same way as in BASIC, loading the directory from a tape and displaying it.

Blocks 4 and 5 contain the code for @PUT and @GET.

Block 6. This block contains two essential words, FLOPPY and CASSETTE, and four optional words. FLOPPY and CASSETTE redirect input/output to the floppy tape and cassette tape respectively. They operate by storing the variables EWBLK and ERBLK. @STOP stops the floppy tape drive and @START starts the drive which then continues until it reaches the splice in the tape loop, where it stops. @BLOCK and @LOAD function in the same way as BLOCK and LOAD but stop the floppy tape after each block is brought to a block buffer. This is useful if you can format tapes as described below.

Block 7. This starts with the dummy word TRANSFERWORDS so that after using blocks 7, 8 and 9 you can FORGET TRANSFERWORDS. The word C>F transfers con-

secutive blocks from cassette tape to floppy tape. The values which must be put on the stack before the word is executed are shown in the definition of the word using the usual FORTH notation. The words DIDDLE and TWBLK are used in the implementation of the word F>C in the next screen.

Block 8. The word F>C transfers consecutive blocks from floppy tape to cassette tape. This implementation numbers all blocks kept on floppy tape from number 1 upwards. 80 1 9 C>F would have blocks 80 to 88 inclusive on cassette to become blocks 1 to 8 inclusive on floppy tape. 1 80 9 F>C would move them back again.

Block 9. The word @CLEAR empties consecutive blocks on floppy tape. 4 9 @CLEAR would empty blocks 4 to 9 inclusive. If you wish to clear single blocks use CLEAR.

Block 1. This block contains a FORTH application which, when loaded, places a new video driver into the TRS-80 memory map. This loader is a variation of that given in an article (3) describing a low cost lower case modification for the TRS-80. It is a FORTH equivalent of the program given in my letter to the editor in the December 1982 edition of *Computing Today*.

IMPLEMENTATION

The procedure for implementing these modifications is as follows:

1. The first step is not related to FORTH at all and must be taken before FORTH is loaded into the TRS-80. The FORTH words @GET and @PUT access a predefined floppy tape file called "SCREENS/FTH", and a dummy file of this name must be created on a floppy tape. This is done from BASIC

Listing 1.

```
BLOCK : 1
0 ( Loader for lower case driven in FORTH )
1 HEX
2 0DD 6E 3 ( LD L,<IX+3> ) 0DD 66 4 ( LD H,<IX+4> )
3 0DA 9A 4 ( JP C,049AH ) 0DD 7E 5 ( LD A,<IX+5> )
4 0B7 ( OR A ) 28 1 ( JR 2,&+1 )
5 77 ( LD <HL>,A ) 79 ( LD A,C )
6 0FE 20 ( CP 20H ) 0DA 6 5 ( JP C,0506H )
7 0FE 80 ( CP 80H ) 0D2 0A6 4 ( JP NC,04A6H )
8 0C3 79 4 ( JP 0479H )
9 CLS
10 : MOVEIT DO 1 - DUP ( R C! R ) LOOP ;
11 1E DUP 4060 + SWAP 0 MOVEIT ( Start address left on stack )
12 401E ( Store start address in D.C.B. )
13 9 0 PTC " Lower case driver loaded "
14 FORGET MOVEIT
15 DECIMAL
```

```
BLOCK : 2
0 ( 280 additions to MMS 8080 assembler )
1 HEX ASSEMBLER DEFINITIONS
2 08 1BY EX ( EX AF,AF' )
3 09 1BY EXX ( EXX - move to alternate BC, DE, HL )
4 : LDIR B0ED , ; ( Forwards block move )
5 : LDDR B8ED , ; ( Backwards block move )
6
7
8
9
10
11
12
13
14
15 FORTH DEFINITIONS DECIMAL
```

```
BLOCK : 3
0 ( Code to locate FILESPEC and define @LIST )
1 HEX FORTH DEFINITIONS BB00 4B03 !
2 BC00 41AD ! ( Relocate floppy directory etc. )
3 53 CCONSTANT FILESPEC 43 C, 52 C, 45 C, 45 C, 4E C, 53 C,
4 20 C, ( SCREENS in ASCII + a space )
5 46 C, 54 C, 48 C, ( FTH in ASCII )
6 0 C, ( Drive number )
7 BF00 , ( Load address )
8 0 , ( Entry address )
9
10 : FILESPEC 42F0 10 MOVE ( Move FILESPEC to 42F0H-42FFH )
11 FORGET FILESPEC
12 ( 42F0 F1 F2 F3 F4 F5 F6 F7 F8 F9 FA FB FC FD FE FF )
13 ( S C R E E N S F T H 00 00 BF 00 00 )
14 ( @LIST as BASIC < -- )
15 CODE @LIST EXX 42F0 DE LXI 37CE CALL EXX NEXT
```

```
BLOCK : 4
0 ( Code for @GET )
1
2 ( @GET Bring block <TOS> to buffer <20S> )
3
4 CODE @GET 4 A MVI EX EXX BC POP BC DCX C A MOV
5 RLC RLC FC ANI DE POP EX
6 BEGIN EX PSW PUSH DE PUSH A C MOV 1 B MVI
7 42F0 DE LXI 37DD CALL
8 DE POP BF00 HL LXI 100 BC LXI LDIR
9 PSW POP A INR EX A DCR =0 END
10 EXX NEXT
11
12
13
14
15
```

```
BLOCK : 5
0 ( Code for @PUT )
1
2 ( @PUT Moves buffer in <20S> to block in <TOS> )
3
4 CODE @PUT 4 A MVI EX EXX BC POP BC DCX C A MOV RLC RLC
5 FC ANI HL POP EX
6 BEGIN EX PSW PUSH BF00 DE LXI 100 BC LXI LDIR
7 HL PUSH A C MOV 1 B MVI 42F0 DE LXI
8 37D7 CALL HL POP
9 PSW POP A INR EX A DCR =0 END
10 EXX NEXT
11
12
13
14
15
```

```
BLOCK : 6
0 ( Floppy tape utility words )
1 CODE @STOP ( stops drive ) A XRA F0 OUT NEXT
2 CODE @START ( starts drive and parks at splice )
3 3 A MVI F0 OUT NEXT
4
5 : FLOPPY ( vector I/O to floppy tape )
6 ( ' ) @GET ( ' ) ERBLK !
7 ( ' ) @PUT ( ' ) EWBLK ! ;
8 : CASSETTE ( vector I/O to cassette tape )
9 ( ' ) CRBLK ( ' ) ERBLK !
10 ( ' ) CWBLK ( ' ) EWBLK ! ;
11
12 : @BLOCK ( n -- buffer address ) BLOCK @STOP ;
13 : @LOAD ( n -- ) DUP @BLOCK DROP LOAD ;
14
15
```

Listing 2.

```
4A00 LD HL,4AA0 ;move filespec at 4AA0H
4A03 LD DE,42F0 ; to 42F0H
4A06 LD BC,10
4A09 LDIR

4A0B CALL 4A80 ;output sign-on message

4A0E LD HL,BC00 ;set floppy tape BASE to
4A11 LD (41AD),HL ; BC00
4A14 LD HL,BB00 ;set BASIC mem size to
4A17 LD (40B1),HL ; BB00

4A20 JP 4B00 ;jump to FORTH

4A80 LD A,(HL) ;subroutine to output
4A81 OR A ; message pointed to
4A82 RET Z ; by HL.
4A83 PUSH HL ; 0 byte terminates
4A84 CALL 33
4A87 POP HL
4A88 INC HL
4A89 JP 4A80

4AA0 DEFB 'SCREENS FTH' ;filespec
4AAE DEFB 0
4AAC DEFW BF00
4AAE DEFW 0

4AB0 DEFB 1C ;sign-on message
4AB1 DEFB 1F
4AB2 DEFB 'Floppy Tape FORTH Version 1.1'
4ACF DEFB 0D
4AD0 DEFB 0
```

using, for example, @SAVE "SCREENS/FTH" 64, 20000. If you have Aculab's extended BASIC then use @SET "SCREENS/FTH" 63. Both

these methods will create a 64-sector file, presently containing garbage, for the FORTH system to use.

2. Load your MMS cassette

Listing 3.

	0	1	2	3	4	5	6	7	8	9	A	B	C	D	E	F
4A00 -	21	A0	4A	11	F0	42	01	10	00	ED	B0	CD	80	4A	21	00
4A10 -	BC	22	AD	41	21	00	BB	22	B1	40	00	00	00	00	00	00
4A20 -	C3	00	4B	00	00	00	00	00	00	00	00	00	00	00	00	00
4A80 -	7E	B7	C8	E5	CD	33	00	E1	23	C3	80	4A	00	00	00	00
4AA0 -	53	43	52	45	45	4E	53	20	46	54	48	00	00	BF	00	00
4AB0 -	1C	1F	46	6C	6F	70	70	79	20	54	61	70	65	20	46	4F
4AC0 -	52	54	48	20	56	65	72	73	69	6F	6E	20	31	2E	31	0D
4AD0 -	00	00	00	00	00	00	00	00	00	00	00	00	00	00	00	00

FORTH and editor blocks 2 to 6 of Listing 1 into any convenient blocks in your FORTH system and LOAD them. The modified FORTH system is now ready for use.

3. Assuming the floppy tape containing the "SCREENS/FTH" file is still in the drive, execute the FORTH word @LIST. This will put the floppy tape directory into its new position at the top of memory. Select floppy tape input/output using the FORTH word FLOPPY and empty the first block with 1 CLEAR. Edit the contents of block 7 of Listing 1

into block 1. Repeat this for blocks 8 and 9 of Listing 1, editing them into blocks 2 and 3. Notice that when block 3 is brought to the block buffer the UPDATED block 1 is automatically FLUSHed to the floppy tape.

The implementation so far described requires the pre-compiled FORTH to be loaded initially from cassette and a further five FORTH blocks LOADED from cassette. You will find it much more convenient to load the modified FORTH from the floppy tape direct at one go. This is

BLOCK : 7

```

0 ( Cassette - floppy block transfer words 1 of 2 )
1 : TRANSFERWORDS ;
2 : C>F ( first cassette block to move, first floppy
3 ( destination block, no of blocks to move )
4 0 DO OVER CASSETTE 1 + DUP BLOCK DROP
5 OVER FLOPPY 1 +
6 EDITOR COPY FLUSH @STOP
7 LOOP DROP DROP ;
8 HEX LABEL DIDDLE 3C3F LDA 2A CPI #0 IF 20 A MVI
9 ELSE 2A A MVI THEN 3C3F STA 20 E MVI RET
10 CODE TWBLK DE POP HL POP BC PUSH A XRA A B MOV 212 CALL
11 287 CALL F1 A MVI 264 CALL 96 A MVI 264 CALL D A MOV
12 264 CALL E A MOV 264 CALL
13 2020 DE LXI BEGIN BEGIN M A MOV HL INX 264 CALL
14 B ADD A B MOV E DCR #0 END DIDDLE CALL D DCR #0 END
15 B A MOV 264 CALL 1F8 CALL BC POP NEXT DECIMAL

```

BLOCK : 8

```

0 ( Cassette-floppy block transfer words 2 of 2 )
1
2 : F>C ( first floppy block to move, first cassette
3 ( destination block, no of blocks to move )
4
5 CR OVER " Position cassette to block " . TON ENTER TOFF
6 CR " Set cassette to RECORD " ENTER CR FLOPPY
7
8 0 DO OVER 1 + DUP . CR @BLOCK
9 OVER 1 + TWBLK
10 LOOP DROP DROP
11 " Set cassette to STOP " ENTER CR ;
12
13
14
15

```

BLOCK : 9

```

0 ( Code for @CLEAR )
1
2 : @CLEAR ( first block no, last block no )
3 FLUSH 1 + SWAP CR
4 BEGIN
5 ERASE-CORE DUP . CR
6 DUP DUP 0 SWAP EDITOR COPY CLEAR
7 FLUSH @STOP
8 1 +
9 OVER OVER =
10 END DROP DROP
11 @START ;
12
13
14
15

```

possible as follows:

1. Get the modified FORTH running as far as the end of step 2 above. Set the initial input/output mode to FLOPPY. Set the last screen used by the EDITOR to block 0 with 0 SCR!.

2. ERASE the 256-byte block of memory immediately preceding the FORTH pre-compiled core, with HEX 4A00 100 ERASE, and store the machine code for the initialisation routine given in Z80 assembly language in Listing 2. Repeated use of the FORTH word C! in the form (byte address C!) byte by byte is easy, if a little tedious. Refer to the hexadecimal dump given in Listing 3. The initialisation code is now located in the bottom 256 bytes of the second FORTH buffer.

3. Reset to BASIC and save your complete FORTH system with @SAVE "FORTH" 41, 18944, 18944.

The commands @CLEAR, F>C, and C>F work more quickly on floppy tapes which have been set up using the @SET command of Aculab extended BASIC, because the drive can be stopped and restarted between FORTH blocks. If you do not have this language extension it is possible to obtain a similar result by relinking the linked list in the floppy tape directory, byte by byte, and forcing the tape operating system to write the modified directory back to tape. If you feel adventurous you might try it!

Once these modifications have been made you will have many of the benefits of a disc-based FORTH.

References:


- (1) Computing Today, June 1981, Page 59.
- (2) Computing Today, July 1983, Page 37.
- (3) Computing Today, September 1982, Page 30.

FIND YOUR WAY THROUGH THE DIGITAL ELECTRONICS MAZE

First there was
SUPERKIT

and now ...

**NEW
SUPERKIT II**



This practical self-instruction kit has been developed to extend the original beginners' **SUPERKIT**. **SUPERKIT II** includes an instruction manual and many more components, enabling you to design and use adders, subtractors, counters (ripple, up/down, synchronous, decade and Gray code), registers, pattern recognisers and 7-segment displays. You need the board and components from **SUPERKIT** to enable you to build the circuits in **SUPERKIT II**. Together the two kits provide an excellent introduction to digital electronics - what really goes on inside a computer.

SUPERKIT (SUP) £22.00 SUPERKIT II (SUP II) £16.00

Special price £35.00 for both (SUP + II) (inc. VAT and p & p)

The **SUPERKIT** series is backed by our theory courses, **DIGITAL COMPUTER LOGIC** (beginners' course), which covers the design of logical circuits, and **DIGITAL COMPUTER DESIGN** (more advanced), which covers the design of digital computers. **MICROPROCESSORS AND MICROELECTRONICS** teaches you what a microprocessor is and what it can do.

DIGITAL COMPUTER LOGIC (DCL) £7.00

DIGITAL COMPUTER DESIGN (DCD) £9.50

MICROPROCESSORS AND MICROELECTRONICS (MIC) £6.50

Please send for full information on these and our other courses.

GUARANTEE If you are not completely satisfied, return the item to us within 28 days for a full refund. All prices include worldwide surface postage (ask for prepayment invoice for airmail). Allow 28 days for delivery in UK. Overseas payment by international credit card or by bank draft (drawn on a London bank).

**CAMBRIDGE LEARNING LTD, Unit 59,
Rivermill Site, FREEPOST, St Ives, Cambs
PE17 4BR, England. Tel: 0480-67446**

VAT No. 313026022 Transcon No 2/89159 Reg No 1328762

Please send me (initial letters used)

..... SUP @ £22.00 DCL @ £7.00
..... SUP II @ £16.00 DCD @ £9.50
..... SUP + II @ £35.00 MIC @ £6.50

I enclose a cheque/PO payable to Cambridge Learning Ltd for £.....

Please charge my credit card.

No Expiry date

Telephone orders from credit card holders accepted on
0480 67446 (24 hrs)

Name
Address

.....
.....

..... Signature



**CAMBRIDGE
LEARNING**


Unit 59, Rivermill Site, FREEPOST,
St Ives, Cambs PE17 4BR, England.



HEAVY METAL

Jamie Clary

Now this is a *big* machine. Hitachi seem to span the whole range of computing, from the ultra-tiny 3" disc drives (not used here!) to this giant of a business computer. Desk braced, we set about reviewing.



Japan may have been unable to produce a micro of (computer) world-shattering significance, but the business-end of the market is currently enjoying a somewhat predictable level of penetration with machines from companies such as Sharp and Toshiba, to name but two. Hitachi, noted white goods manufacturer and proprietors of one of the world's largest ROMing plants (Acom do a good deal of business with them!), have found time to do all of this *AND* devise a personal computer aimed to compete directly with IBM PC/Apricot-level systems.

The Hitachi MBE 16002 Personal Computer, as the offering is known, is intended

to snatch some of IBM's business, not simply because the Hitachi is PC-compatible, but because it is also said to offer a better (cheaper?) upgrade path than its competition. The Hitachi was in the office for two weeks and although nobody in the office actually rushed out and bought one, it did raise a few eyebrows and this was not simply due to its size, so read on...

OVERVIEW

The Hitachi MBE 16002 is a 'separates' system consisting of three units. A largish cabinet (43 cm by 30.5 cm by 23 cm for those of you concerned with footprints) houses most of the operational hardware — an Intel 8088 CPU (hardly

worth mentioning it's a 16-bit machine, is it?); 128K of user RAM with parity-checking, expandable to 384K; a generous 192K of video (graphics) RAM; Centronics, RS232C, light-pen and display interfaces; twin, half-height floppy-disc drives (or half-width, since the drives are vertically mounted); and last but not least, a fan to cool it all when the going gets hot! In addition, the cabinet has a built-in paper holder which I found particularly useful, especially as there was not a lot of room left on my desk with the Hitachi sitting on it!

The keyboard is separated from the main unit by a helical cable of adequate length. The Hitachi sales blurb refers to the keyboard as being a

'detachable type' but there is no way of actually attaching it, so this is slightly exaggerated claim. The board is solidly constructed and remains firm in use — even when using the supporting legs which raise the pitch of the keyboard by approximately 10 degrees. Like the rest of the mouldings, the keyboard was a very pleasantly coloured cream and medium-brown. In all, 96 keys are present, and these are arranged in clusters — QWERTY keys, function keys, cursor control and numeric keypad all tastefully and sensibly separated. Each key, we are told, is 'ergonomically sculptured' and give a crisp and positive response.

Our system was supplied

with a colour monitor, which would add £400 to the price one would pay for the monochrome version. The display was rock-steady and the colours were faithfully represented, but the brightness control did not seem to have a great deal of effect. Display angle can be adjusted by 15 degrees in a vertical plane, by simply depressing a lever and tilting the screen to the required angle. Another nice feature of the monitor is the ability to 'sink' the brightness and contrast controls (mounted on the front) so that they lie flush with respect to the enclosure. This may seem a trivial point but at least you can set to them when you want to and *FORGET* about them just as easily, unlike most monitors which are either awkward to adjust or are easily damaged.

ROM INSIDE

Since the Hitachi is not likely to fall into the 'hobbyist' category, details such as location of the joystick ports and how reliable the cassette interface is, are omitted here because I couldn't find either of these. The only other physical component worth noting is the single 16K ROM containing the BIOS and character generator — not so much a 'clean' machine, as a slightly grubby one. The characters generated, particularly in lower case, appeared a little uneven. This was due mostly to the incongruity in body sizes of characters such as 'a' and 'b', making lines of text look pretty shabby at times.

The Hitachi, as supplied, comes complete with MS-DOS and BASIC (an implementation of GW-BASIC, I understand). MS-DOS is already well established and I didn't really have the time or the inclination to do any silly things to it. Suffice it to say that it never caused any problems.

One very curious thing I did find when I started using the system, was that for some unknown reason, the definitions of two keys on the keyboard had switched places! I found that the '@' symbol had been swapped for the '""' (double-quote) symbol. Consequently, accessing the '@' symbol involved pressing the '""' key and vice-versa — a

PRICES

Hitachi MBE 16002 colour system	RRP £2595 plus VAT
Hitachi MBE 16002 monochrome	RRP £2195 plus VAT

For further information, contact Hitachi Sales (UK) Ltd, Computer Products Division, Hitachi House, Station Road, Hayes, Middlesex, UB3 4DR (telephone 01-848 8787).

very strange state of affairs. A telephone call to Hitachi services (UK) and all was revealed: "The keyboard you have is the European model, whereas the keyboard encoding software was originally designed for the US market".

To rectify the situation, I was told to execute a program — aptly entitled 'KEYUK' — whereafter all would be all right, which it was. This reveals two things. First, the time taken to configure the system is increased, albeit marginally. Secondly, and more importantly perhaps, this also means that the complete keyboard is software-encoded, which should allow ALL of the keys above and beyond the 10 function keys to be re-defined.

BASIC

Although I find it very difficult to criticise the languages supplied with machines such as this, due mainly to the ease with which the language can be changed for another, it is unlikely that any other implementation of the same language would make full use of the machine's capabilities as that developed specifically for it, and so it is upon this basis that my critique is formed. Fortunately, the BASIC supplied with the Hitachi possessed a fairly even distribution of good and bad features, although as a result it ends up being little more than a fairly average implementation.

The first thing I discovered, and disliked about the BASIC interpreter, was that it insisted upon having spaces between reserved words and variables, making program entry unnecessarily tedious. Another interesting feature of the interpreter was that it appeared to scan the program for errors *PRIOR* to execution — something I was not used to — and I had to start expecting syntax errors to be reported before the program had even begun to execute! Hitachi BASIC was, I found, a language

which demanded unexpectedly high standards of conduct from the programmer. It would not, for example, accept the following form of the FOR — NEXT loop structure:

```
10 FOR I=1 TO 10
20 IF I=7 THEN NEXT I
30 NEXT
```

This, although perfectly acceptable in most other implementations of BASIC, would not execute at all, prompting a 'NEXT without FOR' error message, suggesting that it is illegal for an iterative loop to possess more than one terminating NEXT command.

Following on from the FOR-NEXT loop structure, a nice feature of the language is that it possesses the alternative WHILE-WEND loop, although why the WHILE-DO standard was not observed is anybody's guess. No TAB(X,Y) print formatting facility is available, and the HOME command — to move the cursor to the top, left-hand side of the display — is also missing, although an identical effect can be achieved by printing ASCII code 11.

DISCS

The disc handling commands are quite adequate, MERGE and KILL being two of the more useful among them. I could not find a command to select the drive number, so an unnecessary amount of disc swapping was occurring for the duration of the review. To obtain a directory listing of all the files on a disc, the FILES command is given from BASIC. The MS-DOS equivalent command is DIR, and it is a shame that this standard has not been adopted in BASIC which, again, would have gone some way to increasing levels of consistency.

Function key definition has been made very simple to perform. KEY 1, "LIST" for example, assigns the character string LIST to function key 1. The definitions of each function key can be dis-

played within a window at the bottom of the display, if desired, and this function can be 'toggled' by issuing CTRL-T.

VARIABLES

Four variable types can be specified — single precision, double precision, integer and string — using the '!' (pling), '#' (hash), '%' and '\$' postfixes respectively. Variables can also be swapped, using the SWAP command. This allows the valued associated with two variables to be transferred, for example SWAP X,Y. In addition, arrays can be selectively cancelled using the ERASE command — something which a good many other, smaller machines could use!

The RANDOMIZE function has a curious quirk to its nature. On encountering this instruction in a program, the machine halts, prompting for a random seed to be entered within the range + or - 32767, and this is unusual to say the least! These are all particular points — apart from these, the BASIC is more-or-less a 'standard' implementation.

GRAPHICS

The graphics capabilities of the Hitachi are quite considerable, although not necessarily in the way one would imagine. It has the ability to display a maximum of 15 colours. Why not 16? Well, the colours are arranged as light and dark variations of blue, red, green, magenta, cyan, yellow, white and ... BLACK? We couldn't see any difference between light and dark black! All 15 colours are available with the text-only mode, but in the graphics mode, any eight colours are available from the selection of 15.

The 192K of display RAM is consumed mainly by the paging facility, which allows 32 pages of text, or four pages of 320 by 200 resolution graphics to be co-resident. The maximum graphics resolution is 640 by 200 pixels, but as a consequence, only two pages are available at this level.

The graphics commands available from BASIC include a very fast PAINT function which fills a specified area with a selected colour, and a CIRCLE command which is similarly speedy. The page switching is a very nice feature, and although

I couldn't actually get to grips with the command for switching between pages, the demonstration software showed that the facility had a lot of potential.

The display occupies approximately 80% of the total screen area, and this is used for all text and graphics output. In addition, the colour of the remaining 20% of the screen surrounding the main display window can be selected from the standard 15 colour palette. Textual displays can be selected to comply with a certain attribute — thus text can be displayed flashing, underscored etc. This is manipulated with the PALETTE function, which also defines the state of most other facets of the screen display, such as border colour and so on.

One of the nicest features of the graphics is the ability to define whether textual and graphical displays are to be treated as one, or separately, as the scrolling is performed. This allows text to scroll up the display, *OVER* the graphics without disturbing them. On the whole though, I found the graphics quite difficult and tedious to manipulate, compared with some other machines, and to achieve a simple display requires very many instructions.



SOUND

Three commands are available for generating sound — BEEP, SOUND and PLAY. BEEP gives a common-or-garden ASCII 7 (CTRL-G) type tone, while SOUND and PLAY offer much more in terms of flexibility, although the sound generation facilities are limited to a single voice. The syntax of the SOUND command is SOUND F,L where F is the frequency of the note, and L is the duration. The interesting thing is that the frequency parameter can be anything between 37 and 32768: however, values for frequency in excess of 15126 were found to be completely inaudible. This does give an unprecedented range of eight audible octaves though, which

is satisfactory by any standards.

The PLAY command allows a sequence of notes to be tied together, although the specific notes and other information concerning length of time units, note-duration and octave must be expressed in string form:

PLAY "ABCDEFGG"

This poses no particular problems, but it does mean that some pretty tricky string manipulation must be performed if the PLAY command is used to compose 'music' (although I use the term loosely) in real-time. Now although, as I have said, a particular octave can be specified, I found that playing a range of notes from A to G caused the octave to change at C — are we to assume from this that Hitachi R

& D (Japan) sing the company anthem in the key of C?

DOCUMENTATION

Although Hitachi have not skimped on the quantity of documentation supplied with the system — the BASIC, MS-DOS and instruction manuals are all supplied in bulky, A4 ring-binders — I think it would be fair to say that the aforementioned volumes will not win any awards for English *OR* education this year. I obviously concentrated my attention upon the BASIC manual and concluded that the explanations of BASIC command-syntax were a little too concise for my liking, and I found myself experimenting with many commands in order to discover their properties. The grammar was, at times, a little impenetrable, and references to 'flappy-discs' and 'BASIC interpreters' are cited as examples of the spelling to be expected.

CONCLUSION

The Hitachi MBE 16002 is what I

am tempted to call a 'good, honest machine'. It has few surprises and in use, gives an overall impression of reliability which is, of course, of utmost importance if used as it is designed to be, in the business environment. Although I had a few reservations about the documentation — particularly the BASIC manual — it must be borne in mind that the user of a machine such as this would probably be an accomplished programmer designing software for it, or a business user who, with the exception of the instruction manual perhaps, would have little interest in the documentation.

The benchmark timings shown suggest that the machine is not quite as fast as one would expect from a 16-bit micro, but it compares favourably with its companions in the business field. On the whole, a nice machine to use. Although not market-dominating material, it should give purchasers a good RUN for their money.

BM1	BM2	BM3	BM4	BM5	BM6	BM7	BM8
1.7	5.4	10.8	11.0	13.0	24.2	37.1	33.9

Average: 17.13 seconds

Table 1. The results of the benchmark tests.



Accountant
£13,500



Job Estimator
£10,000



Payroll Supervisor
£8,000



Ledger Clerk
£7,000



Stock Controller
£6,500

**This team would
cost you about
£45,000 p.a.**

And they'd all like BUPA.

Business accounting no longer need piles of paper, banks of filing, and a clerical army to control it all.

Just one small disc, a plain-English manual, and two hands.

Harness Pegasus Business Software to any of a dozen leading microcomputers, and watch.

At your command, Pegasus will record sales. Issue invoices. Update stocks. Process your payroll.

It can list, file . . . perform, in fact, any one of the thousand functions that today's complex business accounting demands.

All with perfect accuracy. And at a speed you won't believe until you see it.

Yet for all its pace, Pegasus puts you in control. It processes information only at the rate you want. Prompts you politely through every step in its programme. Not with complicated codes, but in simple, direct English.

With the versatile seven-module Pegasus system, you can start small, and grow. Begin, for example, with Sales Ledger.

Then build on it module by module, to match your needs.

It's not difficult to see why thousands of organisations large and small have purchased almost 20,000 modules in less than 2 years.

This is business software structured by experts sensitive to the user's needs, and programmed by professionals steeped in computer experience.

Any one of the 500 or so Pegasus



Harness the power!



**This team will cost
you less than
£1250 p.a.***

And it never goes sick.

Approved Dealers across the country is ready now to put Pegasus Software through its paces for you.

To start planning your team, simply clip and return the coupon.

The Seven-Module System
Sales Ledger, Purchase Ledger,
Nominal Ledger, Invoicing/Sales
Order Processing, Stock Control,
Payroll, Job Costing.

*Based on lease purchase of a complete seven-module system over a basic 5 year term, ex VAT.

Pegasus Software Ltd, Freepost, Brikat House, Montagu Street, Kettering. Telephone: 0536 522822 Telex: 341297 BRIKAT G

To: Pegasus Software Ltd., Freepost, Brikat House, Montagu Street, Kettering. Telephone: 0536 522822 Telex: 341297 BRIKAT G

I would like to see Pegasus Software in action. Please send me further information and tell me where I can see the system in operation.

Name _____ Title _____

Company _____

Address _____

BLOCK CAPITALS PLEASE

Tel _____ Telex _____

Type of business

Our microcomputer is ☐ Sirius ☐ Victor ☐ Apricot ☐ IBM PC
☐ DEC Rainbow ☐ NCR DMV ☐ Wang PC ☐ TI Professional
☐ Canon AS-100 ☐ CBM 8000 ☐ CBM 700 ☐ HP 150 ☐ Duet-16
☐ We don't own a computer

No time to fill in the coupon?
Just attach your business card.

CT/5/T

If you have ever written a program and then decided that you would like to 'tidy it up a bit' by replacing all of your variable names by another variable name that is more logical, then until now you will have had to wade through all of the program to make the changes manually. Or again, you might like to make your programs absolutely 'portable' between one machine and another, and while some BASICs will accept an alphanumeric character as the second character of the variable name, some others will only accept a numeral. This actually happened to the writer on one occasion when one frequently used variable was AA\$ but the machine for which it was destined would only accept A1\$. Rather than altering the whole of a 31K program by hand, I developed a machine code utility to do the task for me.

The utility was actually written on a CBM 4032 PET but it has been written in such a way that it will run without alteration on practically any CBM machine (eg PETs (BASIC 2 and 4), VIC 20 and Commodore 64, but *not* the old ROM PETs without alteration). It will fit (just!) into the cassette buffer of any of these machines but is completely relocatable if you want it to reside in another part of memory or even put it into an EPROM.

HIDE AND SEEK

The logic of the program is essentially very simple, but in practice things become more complicated to implement. The program looks for a character(s) of the type specified — for example, an A — and checks to see whether the range of characters is inside either a quotes mode or a REM or a DATA statement. If it is any of the latter it carries on without making any changes until the quotes flag is turned off or the REM/DATA statement has ended.

When it finds a match it then has to undergo a fairly extensive series of tests: for example, if we have an A which we want to replace by a Z then we would want A *and only A* to be replaced. A series of checks follows to see if the following character is an alphanumeric (eg A1), in which case we would not require a change. Similarly A would have to be distinguished from A%, A\$, A(), A%(), A\$(), AA, AA%, AA\$,

SEARCH AND REPLACE

M. C. Hart

It's unbelievably tedious having to check through a large program and change variable names. Yet it's in a large program that you're most likely to accidentally duplicate a name. Here's a routine that will make changes automatically on any Commodore machine, and can be adapted for most others using Microsoft BASIC.

TABLE 1

To replace variable of length 1, eg A replaced by Z

In direct mode:

```
POKE 251,ASC("A"): POKE 252,0: POKE 253,ASC("Z"): POKE 254,0
```

(Line 2):

```
POKE 88,0: POKE 89,0: SYS 826
```

To replace variable of length 2, eg A0;A\$;A%;AA;A() by ZZ

In direct mode:

```
POKE 251,ASC("A"): POKE 252,ASC("A"): POKE 253,ASC("Z"): POKE 254,ASC("Z")
```

(Line 2):

```
POKE 88,0: POKE 89,0: SYS 826
```

To replace variable of length 3, eg AA%;AAS;AA() by ZZ\$

In direct mode:

```
POKE 251,ASC("A"): POKE 252,ASC("A"): POKE 253,ASC("Z"): POKE 254,ASC("Z")
```

(Line 2):

```
POKE 88,ASC("$"): POKE 89,0: SYS 826
```

To replace variable of length 4, eg AAS(; AA%(by ZZ\$(

In direct mode:

(Line 1):

```
POKE 251,ASC("A"): POKE 252,ASC("A"): POKE 253,ASC("Z"): POKE 254,ASC("Z")
```

(Line 2):

```
POKE 88,ASC("$"): POKE 89,ASC("("): SYS 826
```

General procedure

POKE first sought variable into 251

hex FB

POKE second sought variable into 252

hex FC

POKE first replacement variable into 253

hex FD

POKE second replacement variable into 254

hex FE

POKE % or \$ or ('flag' into 88

hex 58

POKE ('flag' into 89

hex 59

AA%() and AA\$(). The program also works in reverse, as you might expect, so that AA\$ is distinguished from AA, for example.

The accompanying flow-chart indicates the kind of decisions that have to be taken. It assumes a Microsoft-type BASIC line which has the following structure:

line link (low byte), line link (high byte), line number (low byte), line number (high byte), variable name . . . tokens . . . etc. (until the end of line is signified by a single zero byte)

If the type of BASIC in your machine follows this logic (if it was written by Microsoft then it almost certainly will) then you should be able to adapt this routine for your own purposes using the code and the flow-chart.

INSTRUCTIONS FOR USE

The variable that you are seeking to replace I shall term 'sought variable' and the one you intend to replace it with I shall call the 'replacement variable'. To use the routine you POKE the ASCII values of the one/two 'sought' variables into locations 251 and 252 decimal and the ASCII values for the 'replacement' variables into locations 253 and 254 decimal.

To distinguish a 'simple' variable from an integer/string/array variable, use is made of other zero-page locations to act as 'flags'. If you want to replace all the AAS (and not the AA or the AAS()) then you would poke the ASCII code for '\$' into location 88 decimal. Finally, another flag is used in case you want to change *only* the dimensioned variables, for example only the AAS() and not the AAS or AA. It is just as well to POKE these locations with zero if you do not want to use any of these flags, particularly if you are going on to change more than one variable in any one session.

The full set of instructions is given in Table 1, which ought to cover every case. A general synopsis is also given. You can POKE in the direct ASCII codes directly, of course; eg POKE 88,36 (= \$); POKE 88,37 (= %), POKE 88,40 (= left hand bracket). A variable such as A\$ or A% or A (ie a 'single letter' string, integer or array variable) may be treated as though it were a standard two-character variable such as AA — see example 2 in Table 1.

PROGRAM NOTES

For those interested in the 6502 machine code programming side of things, locations FB-FE are four 'free' zero page locations left unused and so available for machine code programmers in the VIC 20 and the Commodore 64 (while in the PET they are used for the pointers for the Machine Language Monitor (MLM) but may be 'borrowed' for these purposes!)

Locations 58-59 hex form part of a miscellaneous numeric work area (sometimes called FPAC#3) on both the PET and the C-64/VIC-20 normally used by the interpreter to process complex numerical calculations. In any case, they perform with no adverse effects. Finally, location 2 (part of the USER jump bytes on PETs/VIC) is left deliberately unused on a 64 and this location is used as a 'flag' to signify whether one is in quotes/REM/DATA statement or not.

CAUTION!

First, the routine as it stands will *not* handle 'long' variable names which are string or integer variables, although it will handle long variable names which are simple variables. In the interests of

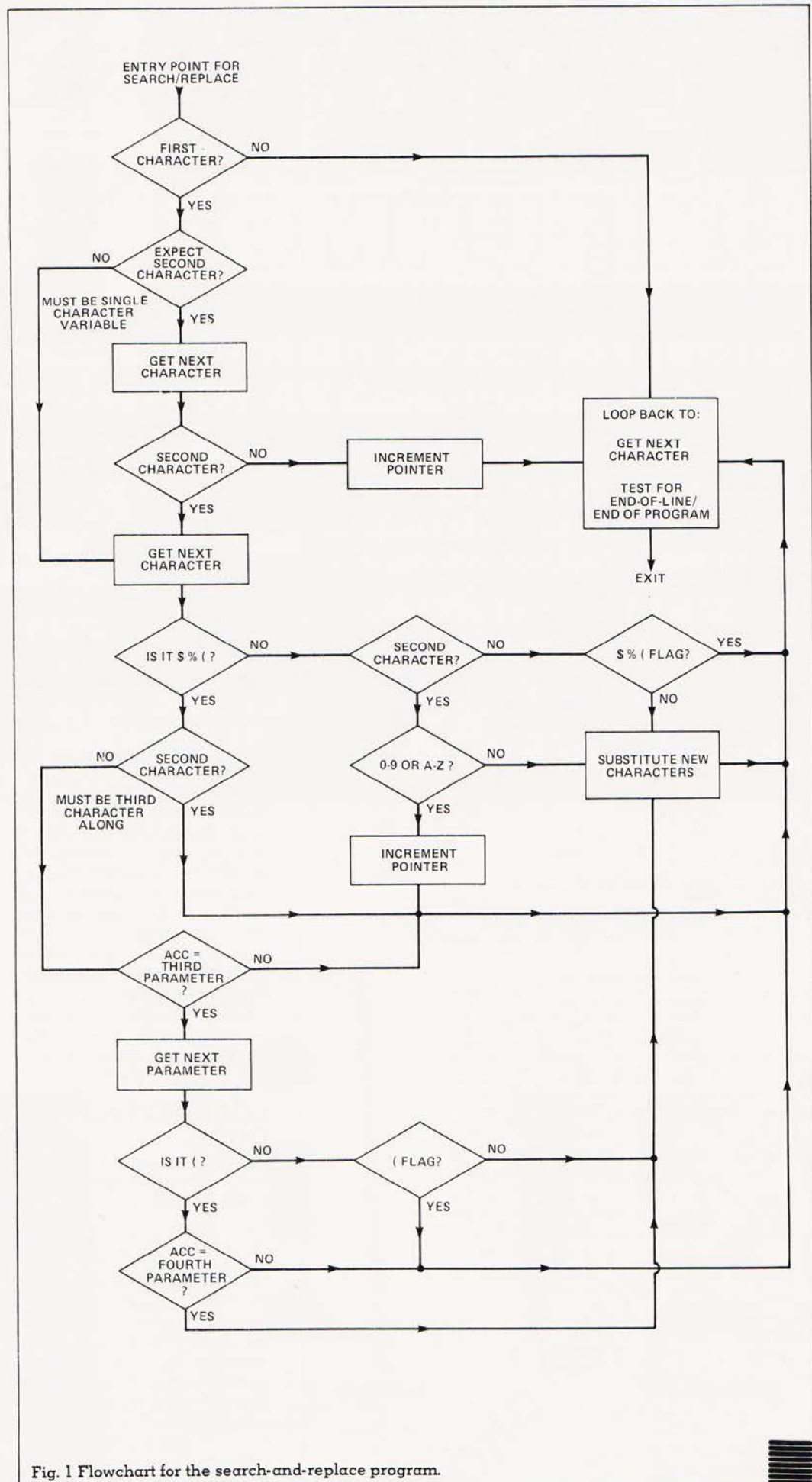


Fig. 1 Flowchart for the search-and-replace program.

Listing 1. The complete search and replace code.

```

033A A2 00 LDX #000      Initialise quotes/
033C 86 02 STX #02      REM/DATA flag
033E A3 04 LDA #004      Initialise
0340 85 24 STA #24      pointers
0342 A9 04 LDA #004      for start
0344 85 25 STA #25      of BASIC text
0346 A0 01 LDY #001      Set Y = 1
0348 E6 24 INC #24      Increment
034A D0 02 BNE #034E     BASIC text
034C E6 25 INC #25      pointers
034E A1 24 LDA (#24,X)   Load next byte of BASIC text
0350 F0 7D BEQ #03CF     Branch if end-of-line
0352 C9 22 CMP #022     Is it quotes?
0354 F0 08 BEQ #035E     Yes - branch
0356 C9 33 CMP #033     No - is it DATA?
0358 F0 04 BEQ #035E     Yes - branch
035A C9 0F CMP #00F     No - is it REM?
035C D0 03 BNE #0366     No - branch
035E 48 PHA            YES; quotes,DATA,REM: Save Acc.
035F A5 02 LDA #02      Turn quotes flag
0361 43 FF EOR #0FF      into 'on' i.e. #FF
0363 85 02 STA #02      and store back in #02
0365 68 PLA            Restore Acc.
0366 E4 02 CPX #02      Is X zero or #FF?
0368 D0 DE BNE #0348     If #FF (non-zero) loop back
036A C5 FB CMP #FB      Is Acc. 1st sought char.?
036C D0 DA BNE #0348     No - loop back
036E A5 FC LDA #FC      Yes - get next sought char.
0370 F0 0F BEQ #0381     Branch if second not expected
0372 B1 24 LDA (#24),Y   Get next char. from text
0374 C5 FC CMP #FC      Is it 2nd sought char.?
0376 F0 08 BEQ #0380     Yes - branch
0378 E6 24 INC #24      No - so increment
037A D0 02 BNE #037E     pointers to text and
037C E6 25 INC #25      loop back for another
037E D0 C6 BNE #0346     character
0380 C8 INY            Get next
0381 B1 24 LDA (#24),Y   character along
0383 C3 24 CMP #24      Is it #?
0385 F0 18 BEQ #03A2     Yes - branch
0387 C9 25 CMP #25      No - is it %?
0389 F0 17 BEQ #03A2     Yes - branch
038B C9 20 CMP #20      No - is it ( ?
038D F0 13 BEQ #03A2     Yes - branch
038F C0 01 CPY #001     Is Y = 1 (i.e. 2nd char.)?
0391 D0 2E BNE #03BE     No - branch

0393 38 SEC            Yes i.e. 2nd char. so
0394 E9 30 SBC #30      see if 2nd character
0396 C9 0A CMP #00A     falls within the range
0398 90 DE BCC #0378     0-9 or A-Z i.e. it is
039A E9 11 SBC #11      the second part of a
039C C9 1A CMP #11A     variable name. If so
039E 30 05 BCC #0373     then loop to increment
03A0 80 21 BCS #03C3     pointers and skip.
03A2 C0 01 CPY #001     Is Y = 1 (i.e. 2nd char.)?
03A4 F0 A0 BEQ #0346     Yes - branch
03A6 C5 58 CMP #58      Does Acc. =#;? (flag?)
03A8 D0 9C BNE #0346     No - branch
03AA C5 0C INY            Yes - get next
03AC B1 24 LDA (#24),Y   i.e. 4th character along
03AE 83 DEY            Restore Y to 1
03B0 C9 28 CMP #28      Is it ( ?
03B2 D0 06 BNE #03B8     No - branch
03B4 C5 53 CMP #53      Yes - does it match (flag?)
03B6 F0 0C BEQ #03C2     Yes - go off to 'replace'
03B8 D0 9C BNE #0346     No - branch
03BA A5 53 LDA #53      Get (flag into Acc.
03BC D0 06 BEQ #03C2     Branch to replace if set
03BE A5 58 LDA #58      Loop back if unset
03C0 D0 84 BNE #0346     Get #;? (flag into Acc.
03C2 98 DEY            Loop back to skip if unset
03C4 A5 FD LDA #FD      To restore Y to 1
03C6 31 24 STA (#24,X)   Load 1st replacement char.
03C8 A5 FE LDA #FE      And substitute
03CA F0 09 BEQ #03A4     Load 2nd replacement char.
03CC 31 24 STA (#24),Y   Loop back if zero
03CE D0 E7 BNE #03B6     Otherwise substitute it.
03D0 B1 24 LDA (#24),Y   Unconditional loop back
03D2 C8 INY            Acc = 0; get next along
03D4 F0 11 ORA (#24),Y   and test for three zeros
03D6 83 DEY            i.e. end of program: if so, end
03D8 30 E7 BEQ #03E7     by branching to RTS
03DA C8 INY            Restore Y to 1
03DC 18 CLC            Clear carry flag
03DE 86 02 STX #02      X=0 so put in quotes/REM/DATA flag
03E0 A3 04 LDA #004      Increment text pointers by
03E2 C5 24 ADC #24      four to ensure link pointers
03E4 8A STA #24          and line numbers kept clear
03E6 25 TXA            X = 0 so
03E8 65 25 ADC #25      process carry if any
03EA 25 STA #25        and pop back into pointer
03EC D0 C1 BNE #03A8     Unconditional loop (via stepping
03EE 60 RTS            Done at last!

```

Listing 2. BASIC loader and demo program.

```

1 FOR J=826 TO 999: READ X: POKE J,X: NEXT J
10 A=10
20 A%=20
30 A$="30"
40 DIM A(10): DIM A%(10)
50 DIM AA(10)
60 AA=35
70 AA=40
80 AA%=50
90 AA$="50"
100 AA(1)=50
110 DIM AAS(10): DIM AAX(10)
120 :
130 REM: DATA A,A%,A$,AA,AA%,AAS,AAS(1)
140 REM A,A%,A$,AA,AA%,AAS,AAS(1)
150 PRINT "A,A%,A$,AA,AA%,AAS,AAS(1)"
160 :
170 PRINT "A$":A
50000 DATA 162,0,134,2,169,4,133,36
50010 DATA 169,4,133,37,160,1,230,36
50020 DATA 209,2,230,37,161,36,240
50030 DATA 125,201,34,240,8,201,131
50040 DATA 240,4,201,143,208,8,72
50050 DATA 165,2,73,255,133,2,104
50060 DATA 229,2,208,222,197,251,208
50070 DATA 218,165,252,240,13,177,36
50080 DATA 197,252,240,8,230,36,208
50090 DATA 2,230,37,209,198,200,177
50100 DATA 36,201,36,240,27,201,37
50110 DATA 240,23,201,40,240,13,132
50120 DATA 1,208,43,56,233,49,201
50130 DATA 10,144,322,233,17,201,26
50140 DATA 144,216,176,33,192,1,240
50150 DATA 160,197,88,209,156,200,177
50160 DATA 36,136,201,40,208,6,197
50170 DATA 89,240,12,208,142,165,89
50180 DATA 240,6,208,234,165,88,208
50190 DATA 132,136,165,253,129,36,165
50200 DATA 254,240,217,145,36,208,291
50210 DATA 177,36,208,17,36,240,17
50220 DATA 136,24,134,2,169,4,101
50230 DATA 36,133,36,138,101,37,133
50240 DATA 37,208,193,96

```

TABLE 2

Machine	Tenth byte
VIC 20 (no expansion)	16
VIC 20 with +3K	No change
VIC 20 with +8K	18
Commodore 64	8

economy this was one refinement that had to be foregone.

Second, before you go actually changing all of your N\$ to R\$ for example, make sure that you have not already got an R\$. The routine will change what you specify but it does not check to see if the new variable you are going to use has already been used. If you make a mistake and try to convert back again then you are going to turn your program into a mess very quickly as the 'new' and the 'old' R\$ will not be distinguishable from each other.

LOADING THE CODE

As the program is 174 bytes long then the following simple loader will suffice:

```
FOR J=0 TO 173: READ X:
POKE 825+J,X: NEXT J: END
```

Obviously locations other than the cassette buffer (826 decimal) can be used. The routine is set up by default for PETs in which BASIC starts at \$0401 and this routine starts scanning from just before the first byte of text, ie \$0404. These bytes are the sixth and the tenth in the DATA list. For a Commodore 64 change the tenth byte into an 8,

ie start at \$0804. For VIC 20s, the start of BASIC is more problematic as the various memory locations alter the start of BASIC text. You can determine the start of BASIC by PEEK(43) + 256 * PEEK(44) in the VIC and according to published information this should be 4097 for an unexpanded VIC, 1025 for a VIC with 3K expansion and 4609 for a VIC with 8K or more expansion. However it is worth double checking these figures on your particular configuration. To adapt the DATA list for a VIC and/or C-64 refer to Table 2.

Despite the fact that the routine loads two bytes earlier than the cassette buffer in the VIC/Commodore 64 this does not create any problems (location \$033A is the start of the second cassette buffer in the PETs). If a program is saved then obviously the contents of the cassette buffer in the VIC/Commodore 64 will get overwritten, but the routine can still be loaded and/or run again from memory to restore it.

As the routine is written so that it is completely relocatable, one may choose any suitable location for it and the entry point will be the first byte.





It sometimes seems to me that life is very like an Adventure game — full of little quirks of fate and situations that seem designed to drive the poor player stark, staring mad. Fate certainly had it in for this Adventure review, which instead of being a feast, can be considered to be more of an hors d'oeuvre for the courses yet to come in future issues of Computing Today.

Our newly-absorbed magazine, MicroComputer Print-out, featured regular Adventure game reviews, and it seems a good idea to continue the tradition. After all, it makes a good excuse to play the things 'in the line of duty' so to speak. We were going to have an impressive start this issue, but calamity followed disaster. The only reason we couldn't postpone this feature entirely was that it was on the front cover, and it was too late to remove it. Good old Fate!

Just a taster of the problems — would you believe that both of the BBC Micros in the office could decide that they were going to blow their cassette ports practically simultaneously? Or that the only Commodore 64 available was required for other important work? No other machine was available, even though the Commodore public relations people have their offices within five minutes walk of our offices. This was because the Libyans had, at that very moment, decided to start dispensing their own peculiar brand of diplomacy from an upstairs window of the Embassy, and said PR people were scrambling away from their office over rooftops.

So on with a rather patchy set of reviews. At least the Atari and Dragon decided to co-operate (although the Dragon exhibited a strange tendency to crash every time I tried to GO NORTH).

The Golden Baton is the first of the Mysterious Adventures from Brian Howarth, marketed by Channel 8 Software amongst others. There are 10 Adventures (so far) in the series, and versions are also available for the Commodore 64 and Dragon 32 (and 48K Spectrum, I believe). The adventures are text-only on the Atari, but lacked that

depth of description available in other games. Descriptions of the locations are limited to one or two lines, which doesn't help much with the imagery.

On the other hand it is extremely fast as regards response time, flashing up the next scene almost as soon as you hit the Return key. Other types of input take a bit longer, but not drastically. I don't suppose an experienced player will have much difficulty with this game — I made it through the first dozen or so problems in less than half-an-hour. But it's quite good fun and useful to cut your teeth on if you're starting out.

On the other hand, Fishy Business from Salamander on the Dragon 32 (also available for other machines) had me a trifle stumped! I can get off the island, and I can swim underwater without drowning, but I haven't yet found any other useful locations. Just shoals of red herrings and blue kippers, that swim too fast for me to catch them.

This is a pity, because Salamander's games are characterised by little booklets with line drawings of all the locations and very intriguing they are too. (This gets round the problem of trying to pack graphics into the game, which is text-only). I know all these locations are there — I just can't get to them! Well, it'll give me something to do over Easter...

The Eye of Zoltan for the BBC and the Electron is another text-adventure, and is also very fast — and laconic — like the Golden Baton. But I feel it's a little unfair. At one point you have to guess what password gains you entry into the castle, and this could take a very long time! I tried all the likely-looking words I'd found in the game, then variations on the title, then the

programmer's name: nothing worked. Eventually I lost my temper, pressed Break and listed the program (it's not protected in any way) to find the offending phrase. (I only cheat in cases of extreme distress, you understand!) Well, in a way I suppose the word is obvious, once you know it, but I wonder how many people would think of it?


Finally we come to a rather interesting situation on the Spectrum. I tried two Western games, one called Greedy Gulch from Phipps Associates and the other called Ghost Town from Virgin. They are, to put it mildly, a bit similar! Parts of the maps are the same, or very nearly so. Many of the problems are identical, and are solved in the same way using the same objects

gathered in the same locations. Even the variation on how to map the desert maze is the same.

I don't know whether this is a genuine coincidence, or whether someone is being a bit naughty. I'll get in touch with the two publishers and let you know next time.

As for the games, I would recommend that, of the two, you buy the Phipps version. Ghost Town is a dreadful piece of software, riddled with appalling spelling mistakes and errors of logic. Samples: USE PUMP; YOU CAN'T. FILL BOTTLE; HOW? USE PUMP; OK. Or how about THERE IS A MATTRESS (sic) WITH A PILLOW HERE. GET PILLOW; IT ISN'T HERE. Aaaaarrghh!

A FEAST OF FANTASY



TWO GREAT NEWNES PROGRAMMING BOOKS

Want to go faster? Get

FORTH for Micros

Steve Oakey

FORTH is easy to use and much faster than BASIC. This book teaches you how to program your micro in FORTH, and demonstrates the power of this extensible language. It covers the different versions, includes exercises and extracts and has numerous program extracts.

Softcover 160 pages 0 408 01366 4 £6.50

Getting into Artificial Intelligence?

LISP for Micros

Steve Oakey

This book starts with simple examples and gradually develops the reader's expertise in LISP programming. LISP is of great importance in writing Artificial Intelligence routines, and two versions are available for micros – BBC LISP and Supersoft LISP. Steve Oakey shows you have to take advantage of this powerful language, and gives guidelines on program design and development.

Softcover 208 pages 0 408 01442 3 £7.95 approx

Available from booksellers, or direct from the publisher

Newnes Technical Books, Borough Green, Sevenoaks, Kent TN15 8PH

TEXAS TI994A NEW

Adventure No. 1

Hangman

Address Book

Home Accounts

Optical Illusions

all at £4.50 each

including P&P

Buy any 2 and receive
Optical Illusions **FREE**

LINCO DATA

30 BROWN CRESCENT,
SUTTON-IN-ASHFIELD,
NOTTINGHAM NG14 7GY.

Superbase 64

TRANSFORMS THE COMMODORE 64 INTO A FULL-FEATURED AND PROFESSIONAL DATABASE SYSTEM! WITH UP TO 1000 CHARACTERS PER RECORD ON UP TO 4 SCREENS... AND UP TO 128 ITEMS PER RECORD, DEFINABLE AS KEY, TEXT, NUMERIC, CONSTANT, RESULT OR DATE... IN FILES OF UP TO 16M CHARACTERS! SUPERBASE 64 EVEN HAS SPREADSHEET AND CALCULATOR CAPABILITY, CALENDAR FUNCTIONS, EASY INPUT FROM WORDPROCESSOR/DATA FILES, BOTH MENU-DRIVEN AND PROGRAM OPTIONS, SORTING/SEARCHING, FULLY DEFINABLE OUTPUTS... SUPERBASE 64 IS ESSENTIAL IF YOU WANT THE MOST FROM YOUR 64! SUPPLIED ON CBM 1541 DISK WITH EXCELLENT TUTORIAL/REFERENCE MANUAL. **OUR PRICE £99.95 £88.00!**

VIZAWRITE 64

VIZAWRITE 64 IS A HIGH-PERFORMANCE, LOW-COST WORD PROCESSOR, WITH ON-SCREEN FORMATTING, THAT TAKES FULL ADVANTAGE OF THE 64'S COLOUR, GRAPHICS AND MEMORY FEATURES... AND SUPPORTS VIRTUALLY ANY PRINTER! WITH A COMPREHENSIVE AND EASY-TO-FOLLOW USER MANUAL, VIZAWRITE IS THE ULTIMATE PERSONAL COMPUTER WORD PROCESSOR! AVAILABLE ON CARTRIDGE (**£89.95 £75!**), DISK (**£79.95 £68!**) OR WITH VIZASPELL (**£99.95 £85!**)

Master 64

MASTER 64 IS A TOTALLY NEW CONCEPT... A COMPLETE PROGRAM DEVELOPMENT PACKAGE, THAT'S AVAILABLE NOW FOR THE CBM 64. MASTER HAS 85 NEW COMMANDS... AND BASIC IV TOO! PLUS PROGRAMMER'S TOOLKIT, MACHINE CODE MONITOR, BUSINESS BASIC, KEYED DISK ACCESS, MULTIPLE SCREENS, USER-DEFINABLE INPUT ZONES, REPORT GENERATOR, 22-PLACE ARITHMETIC, DISK DATA COMPRESSION, DATE CONTROL, SCREEN PLOT, SCREEN DUMP, AND MORE... EVERYTHING YOU NEED TO PROGRAM YOUR 64 TO TOP PROFESSIONAL STANDARDS! (**£149.95 £115!**)

MORE SOFTWARE FOR COMMODORE 64:

PRACTICAL (DISK/TAPE) ...	£44.95	£41.50
VIZASPELL (DISK)	£89.95	£49.95
DITL COMPILER (DISK)	£114.95	£109.00
DITL COMPILER (TAPE)	£89.95	£36.95
TOOL 64 (CARTRIDGE)	£49.95	£46.95

SOFTWARE FOR COMMODORE PET/700:

SUPERBASE (700/8096)	£117.95	£425.00
SUPERSCRIPT (700)	£117.95	£425.00
SUPERSCRIPT (8096)	£117.95	£375.00
SUPERSCRIPT (3000-8000) ..	£117.95	£225.00
MASTER (4000/8000/8096) ..	£117.95	£225.00

PRICES SHOWN ABOVE INCLUDE 15% VAT, AND ARE CORRECT AT TIME OF GOING TO PRESS. PLEASE ORDER BY POST OR TELEPHONE, USING CHEQUE, ACCESS, BARCLAY CARD OR OFFICIAL ORDER. DESPATCH IS BY SAME-DAY 1ST CLASS POST, AND FREE (EXCEPT FOR OVERSEAS AND CREDIT ORDERS). FULL PRODUCT INFORMATION IS AVAILABLE ON REQUEST. [REF A27]

**Calco
Software**

LAKEHOUSE, KINGSTON HILL, SURREY, KT2 7QT. TEL 01-546-7256

CP/M

SOFTWARE

DIRECTORY

ACCOUNTS

ACTPAK

Solicitor Systems and Services,
Systems House,
127 High Street,
Beckenham,
Kent BR3 1AG
Phone 01-658 3937 and 3938
Contact: Mr. W. Freeman
Price: £1500 (includes three days
on-site training).

AUTOMATIC INVOICING

Bromley Computer Consultancy,
244a High Street,
Bromley,
Kent BR1 1PQ
Phone: 01-697 8933
Telex: 896691
Contact: Mr. A. Berridge
Price: £1000

BETPLAN

Bromley Computer Consultancy,
244a High Street,
Bromley,
Kent BR1 1PQ
Phone: 01-697 8933
Telex: 896691
Contact: Mr. A. Berridge
Price: £2000

BILLFLOW

Great Northern Computer
Services Ltd,
16 Town Street,
Horsforth,
Leeds LS18 4RJ
Phone: 0532 589980
Contact: Sally Bagnal or Paul
Rayner
Price: £395

BOSS-PAYPLAN

Bromley Computer Consultancy,
244a High Street,
Bromley,
Kent BR1 1PQ
Phone: 01-697 8933
Telex: 896691
Contact: Mr. A. Berridge
Price: £1000

BOSS-PAYROLL

Bromley Computer Consultancy,
244a High Street,
Bromley,
Kent BR1 1PQ
Phone: 01-697 8933
Telex: 896691
Contact: Mr. A. Berridge
Price: £500

BUSINESS DESK

Paxton Computers Ltd,
28 New Street,
St. Neots,
Huntingdon,
Cambridgeshire PE19 1AJ
Phone: 0480 213785
Telex: 32720
Contact: Jayson Brown
Price: From £595 to £2000

COSTING LEDGERS- BUSINESS MANAGEMENT SYSTEMS

Peachtree Software International,
43-53 Moorbridge Road,
Maidenhead,
Berkshire
Phone: 0628 32711
Contact: Sales Manager
Price: £600

EXACT

Bickerton Computer Centre,
38a Abbey Foregate,
Shrewsbury,
Shropshire SY2 6BL
Phone: 0743 68167
Contact: Richard Bickerton
Price: £750

GENERAL LEDGER SYSTEM

Interface Micro Systems,
160 High Street,
Southend-on-Sea,
Essex SS1 1JX
Phone: 0702 69961
Contact: Terry Willingham
Price: £350

INTERACC

Software Aids International Ltd,
16 Norval Road,
North Wembley,
Middlesex HA0 3TE
Phone: 01-904 8139
Contact: Mr. D.V. Bull
Price: From £200

INVENTORY MANAGEMENT - BUSINESS MANAGEMENT SYSTEMS

Peachtree Software International,
43-53 Moorbridge Road,
Maidenhead,
Berkshire
Phone: 0628 32711
Contact: Sales Manager
Price: £600

ISL

The Byte Shop (Birmingham) Ltd
94-96 Hurst Street,
Birmingham B5 4TD
Phone: 021-622 3165
Contact: Mr. Southern
Price: £1100

NOMINAL AND PURCHASE LEDGER

Bickerton Computer Centre,
38a Abbey Foregate,
Shrewsbury,
Shropshire SY2 6BL
Phone: 0743 68167
Contact: Richard Bickerton
Price: £300

NOMINAL LEDGER

Compact Accounting Services Ltd
Cape House,
Cape Place,
Dorking,
Surrey
Phone: 0306 887373
Contact: David Parson
Price: £325

NOMINAL LEDGER - BUSINESS MANAGEMENT SYSTEMS

Peachtree Software International,
43-53 Moorbridge Road,
Maidenhead,
Berkshire
Phone: 0628 32711
Contact: Sales Manager
Price: £600

PAYROLL

Bickerton Computer Centre,
38a Abbey Foregate,
Shrewsbury,
Shropshire SY2 6BL
Phone: 0743 68167
Contact: Richard Bickerton
Price: £200

PAYROLL

Compact Accounting Services Ltd
Cape House,
Cape Place,
Dorking,
Surrey
Phone: 0306 887373
Contact: David Parson
Price: £425

PAYROLL

Dataflow (UK) Ltd,
Unit 18,
Central Trading Estate,
Staines,
Middlesex TW18 4UX
Phone: 0784 54171
Contact: Jane Rising
Price: £500

PAYROLL - BUSINESS MANAGEMENT SYSTEMS

Peachtree Software International,
43-53 Moorbridge Road,
Maidenhead,
Berkshire
Phone: 0628 32711
Contact: Sales Manager
Price: £600

PURCHASE LEDGER

Bromley Computer Consultancy,
244a High Street,
Bromley,
Kent BR1 1PQ
Phone: 01-697 8933
Telex: 896691
Contact: Mr. A. Berridge
Price: £500

PURCHASE LEDGER

Compact Accounting Services Ltd
Cape House,
Cape Place,
Dorking,
Surrey
Phone: 0306 887373
Contact: David Parson
Price: £325

PURCHASE LEDGER

Dataflow (UK) Ltd,
Unit 18,
Central Trading Estate,
Staines,
Middlesex TW18 4UX
Phone: 0784 54171
Contact: Jane Rising
Price: £500

PURCHASE LEDGER – BUSINESS MANAGEMENT SYSTEMS

Peachtree Software International,
43-53 Moorbridge Road,
Maidenhead,
Berkshire
Phone: 0628 32711
Contact: Sales Manager
Price: £600

PURCHASE LEDGER SYSTEM

Interface Micro Systems,
160 High Street,
Southend-on-Sea,
Essex SS1 1JX
Phone: 0702 69961
Contact: Terry Willingham
Price: £350

SALES LEDGER – BUSINESS MANAGEMENT SYSTEMS

Peachtree Software International,
43-53 Moorbridge Road,
Maidenhead,
Berkshire
Phone: 0628 32711
Contact: Sales Manager
Price: £600

SALES LEDGER SYSTEM

Interface Micro Systems,
160 High Street,
Southend-on-Sea,
Essex SS1 1JX
Phone: 0702 69961
Contact: Terry Willingham
Price: £350

DATABASES

BT-80

This is a Digital Research product
and should be available from most
software suppliers.

CARDBOX

Caxton Software Publishing
Company Ltd,
10-14 Bedford Street,
Covent Garden,
London WC2E 9HE
Phone: 01-379 6502
Contact: W.D. Barrow
Price: £195

CONDOR

MOM Systems Ltd,
40-41 Windmill Street,

Gravesend,
Kent DA12 1BA
Phone: 0474 57746
Telex: 965492
Price: From £195 to £650

DATAFLEX

Equinox Computers,
16 Anning Street,
New Inn Yard,
London EC2A 3HB
Phone: 01-739 2387
Telex: 27341
Contact: Mike Kusmirak
Price: Single-user £495, multi-
user £595

DATAFLOW

Dataflow (UK) Ltd,
Unit 18,
Central Trading Estate,
Staines,
Middlesex TW18 4UX
Phone: 0784 54171
Contact: Jane Rising

DATAFLOW

Great Northern Computer
Services Ltd,
16 Town Street,
Horsforth,
Leeds LS18 4RJ
Phone: 0532 589980
Contact: Sally Bagnol or Paul
Rayner
Price: £185

DATA MANAGEMENT SYSTEM

Compsoft Ltd,
Hallams Court,
Shamley Green,
Near Guildford,
Surrey
Phone: 0483 898545
Contact: Heather Kearsley,
Price: £195

MICROPEN

Transam Microsystems Ltd,
59-61 Theobalds Road,
London WC1
Phone: 01-404 4554
Price: £125

DATASTAR

This is a MicroPrp International
product and should be available
from most software suppliers.

DATA STORE ONE SYSTEM

Interface Micro Systems,
160 High Street,
Southend-on-Sea,
Essex SS1 1JX
Phone: 0702 69961
Contact: Terry Willingham
Price: £100

dBASE II

Lifeboat Associates Ltd,
PO Box 125,
London WC2H 9LU
Phone: 01-836 9028
Telex: 893709

dBASE II DATABASE MANAGEMENT SYSTEM

Sussex Microsystems Ltd,
43 East Street,
Horsham,
West Sussex
Phone: 0403 68071
Contact: Keith Gale
Price: "under £500"

FILEFORCE

Transam Microsystems Ltd,

59-61 Theobalds Road,
London WC1
Phone: 01-404 4554
Price: £250

GUARDIAN

Lifeboat Associates Ltd,
PO Box 125,
London WC2H 9LU
Phone: 01-836 9028
Telex: 893709

MAILING ADDRESS

Lifeboat Associates Ltd,
PO Box 125,
London WC2H 9LU
Phone: 01-836 9028
Telex: 893709

MAILING SYSTEM

Interface Micro Systems,
160 High Street,
Southend-on-Sea,
Essex SS1 1JX
Phone: 0702 69961
Contact: Terry Willingham
Price: £100

MAILMASS

Vision Associates Ltd,
57 Woodham Lane,
New Haw,
Weybridge,
Surrey,
Phone: 0932 55932
Contact: Graeme Sleeman
Price:

PRISM

Lifeboat Associates Ltd,
PO Box 125,
London WC2H 9LU
Phone: 01-836 9028
Telex: 893709

TRENDISK/1c

Microtrend UK,
PO Box 51,
Pateley Bridge,
Harrogate,
North Yorkshire HG3 5DF
Phone: 0423 711878
Contact: Ian Cummings
Price: £150

GRAPHICS

DISPLAY MANAGER

This is a Digital Research product
and should be available from most
software suppliers.

DATAPLOT III

Grafox Ltd,
35 St. Clements,
Oxford OX4 1AB
Phone: 0865 242597
Telex: 83147
Contact: Geordie Herbert
Price: £495

DATAPLOT+

Grafox Ltd,
35 St. Clements,
Oxford OX4 1AB
Phone: 0865 242597
Telex: 83147
Contact: Geordie Herbert
Price: £195

LANGUAGES

ALGOL-60

Lifeboat Associates Ltd,
PO Box 125,
London WC2H 9LU
Phone: 01-836 9028
Telex: 893709

APL V80

Lifeboat Associates Ltd,
PO Box 125,
London WC2H 9LU
Phone: 01-836 9028
Telex: 893709

BAZIC

Xitan Systems Ltd,
23 Cumberland Place,
Southampton,
Hampshire SO1 2BB
Phone: 0703 871211
Telex: 47388
Contact: Jane Dards
Price: £124

C-BASIC

This is a Microsoft product and
should be available from most
software suppliers.

CBASIC COMPILER

Xitan Systems Ltd,
23 Cumberland Place,
Southampton,
Hampshire SO1 2BB
Phone: 0703 871211
Telex: 47388
Contact: Jane Dards
Price: £333

CIS COBOL

Xitan Systems Ltd,
23 Cumberland Place,
Southampton,
Hampshire SO1 2BB
Phone: 0703 871211
Telex: 47388
Contact: Jane Dards
Price: £425

COBOL-80

This is a Microsoft product and
should be available from most
software suppliers.

COMAL

Transam Microsystems Ltd,
59-61 Theobalds Road,
London WC1
Phone: 01-404 4554
Price: £145

POLYFORTH

Computer Solutions Ltd,
Treway House,
Hanworth Lane,
Chertsey,
Surrey KT16 9LA
Phone: 093 28 65292
Contact: Chris Stephens
Price: From £750 to £2750

FORTRAN-80

This is a Microsoft product and
should be available from most
software suppliers.

JRT PASCAL

Lifeboat Associates Ltd,
PO Box 125,
London WC2H 9LU
Phone: 01-836 9028
Telex: 893709

KBASIC

Lifeboat Associates Ltd,
PO Box 125,
London WC2H 9LU
Phone: 01-836 9028
Telex: 893709

LISP-80

Transam Microsystems Ltd,
59-61 Theobalds Road,
London WC1
Phone: 01-404 4554
Price: £50

M-BASIC

This is a Microsoft product and should be available from most software suppliers.

PASCAL/M

Lifeboat Associates Ltd,
PO Box 125,
London WC2H 9LU
Phone: 01-836 9028
Telex: 893709

PASCAL/MT

Lifeboat Associates Ltd,
PO Box 125,
London WC2H 9LU
Phone: 01-836 9028
Telex: 893709

PASCAL/MT+

Xitan Systems Ltd,
23 Cumberland Place,
Southampton,
Hampshire SO1 2BB
Phone: 0703 871211
Telex: 47388
Contact: Jane Dards
Price: £233

PASCAL/Z

Lifeboat Associates Ltd,
PO Box 125,
London WC2H 9LU
Phone: 01-836 9028
Telex: 893709

PRO PASCAL

Prospero Software,
37 Gwendolen Avenue,
London SW15 6EP
Phone: 01-785 6848
Contact: Tony Hetherington
Price: £220

PRO FORTRAN

Prospero Software,
37 Gwendolen Avenue,
London SW15 6EP
Phone: 01-785 6848
Contact: Tony Hetherington
Price: £220

UCSD PASCAL

Lifeboat Associates Ltd,
PO Box 125,
London WC2H 9LU
Phone: 01-836 9028
Telex: 893709

MODELLING

CALCSTAR

This is a MicroPrp International product and should be available from most software suppliers.

FASTPLAN

Transam Microsystems Ltd,
59-61 Theobalds Road,
London WC1
Phone: 01-404 4554
Price: £395

PEACHCALC

Peachtree Software International,
43-53 Moorbridge Road,
Maidenhead,
Berkshire
Phone: 0628 32711
Contact: Sales Manager
Price: £200

PLAN80

Lifeboat Associates Ltd,
PO Box 125,
London WC2H 9LU
Phone: 01-836 9028
Telex: 893709

SUPERCALC

Tamsys Ltd,
12a Sheet Street,
Windsor,
Berkshire SL4 1BG
Phone: 075 35 56747
Contact: David Atkinson
Price: £129

SUPERCALC I

Xitan Systems Ltd,
23 Cumberland Place,
Southampton,
Hampshire SO1 2BB
Phone: 0703 871211
Telex: 47388
Contact: Jane Dards
Price: £126

SUPERCALC II

Xitan Systems Ltd,
23 Cumberland Place,
Southampton,
Hampshire SO1 2BB
Phone: 0703 871211
Telex: 47388
Contact: Jane Dards
Price: £195

PROGRAMMING

ACCESS MANAGER

This is a Digital Research product and should be available from most software suppliers.

ANIMATOR

Xitan Systems Ltd,
23 Cumberland Place,
Southampton,
Hampshire SO1 2BB
Phone: 0703 871211
Telex: 47388
Contact: Jane Dards
Price: From £225

BASIC UTILITY DISK

Lifeboat Associates Ltd,
PO Box 125,
London WC2H 9LU
Phone: 01-836 9028
Telex: 893709

BASKAM

Great Northern Computer
Services Ltd,
16 Town Street,
Horsforth,
Leeds LS18 4RJ
Phone: 0532 589980
Contact: Sally Bagnal or Paul
Rayner
Price: £95

COBOL DEVELOPMENT SYSTEM

Interface Micro Systems,
160 High Street,
Southend-on-Sea,
Essex SS1 1JX
Phone: 0702 69961
Contact: Terry Willingham
Price: Full system £550

CLIP

Tamsys Ltd,
12a Sheet Street,
Windsor,
Berkshire SL4 1BG
Phone: 075 35 56747
Contact: David Atkinson
Price: £95

FORMS UTILITY GENERATOR

Interface Micro Systems,
160 High Street,
Southend-on-Sea,
Essex SS1 1JX
Phone: 0702 69961
Contact: Terry Willingham
Price: £120

PSORT

Lifeboat Associates Ltd,
PO Box 125,
London WC2H 9LU
Phone: 01-836 9028
Telex: 893709

QSORT

Lifeboat Associates Ltd,
PO Box 125,
London WC2H 9LU
Phone: 01-836 9028
Telex: 893709

SPP

Xitan Systems Ltd,
23 Cumberland Place,
Southampton,
Hampshire SO1 2BB
Phone: 0703 871211
Telex: 47388
Contact: Jane Dards
Price: £133

T/MAKER II

Transam Microsystems Ltd,
59-61 Theobalds Road,
London WC1
Phone: 01-404 4554
Price: £165

TRANSAM SCIENTIFIC SUBROUTINES

Transam Microsystems Ltd,
59-61 Theobalds Road,
London WC1
Phone: 01-404 4554
Price: £495

TYPESTAR

Sussex Microsystems Ltd,
43 East Street,
Horsham,
West Sussex
Phone: 0403 68071
Contact: Keith Gale
Price: £95

XLT86

Xitan Systems Ltd,
23 Cumberland Place,
Southampton,
Hampshire SO1 2BB
Phone: 0703 871211
Telex: 47388
Contact: Jane Dards
Price: £100

WORD PROCESSING

BENCHMARK

Interface Micro Systems,
160 High Street,
Southend-on-Sea,
Essex SS1 1JX
Phone: 0702 69961
Contact: Terry Willingham

BRITISH SPELLGUARD

Vision Associates Ltd,
57 Woodham Lane,
New Haw,
Weybridge,
Surrey,
Phone: 0932 55932
Contact: Graeme Sleeman
Price: £179

LETTERRIGHT

Lifeboat Associates Ltd,
PO Box 125,
London WC2H 9LU
Phone: 01-836 9028
Telex: 893709

LEXICOM/2

Microtrend UK,
PO Box 51,
Pateley Bridge,
Harrogate,
North Yorkshire HG3 5DF
Phone: 0423 711878
Contact: Ian Cummings
Price: £350

MAGIC WAND

Lifeboat Associates Ltd,
PO Box 125,
London WC2H 9LU
Phone: 01-836 9028
Telex: 893709

MAILMERGE

This is a MicroPrp International product and should be available from most software suppliers.

PEACHTEXT

Peachtree Software International,
43-53 Moorbridge Road,
Maidenhead,
Berkshire
Phone: 0628 32711
Contact: Sales Manager
Price: £250

SPELL

Transam Microsystems Ltd,
59-61 Theobalds Road,
London WC1
Phone: 01-404 4554
Price: £55

SPELLBINDER

Transam Microsystems Ltd,
59-61 Theobalds Road,
London WC1
Phone: 01-404 4554
Price: £275

SPELLING PROOFREADER

Peachtree Software International,
43-53 Moorbridge Road,
Maidenhead,
Berkshire
Phone: 0628 32711
Contact: Sales Manager
Price: £600

SPELLSTAR

This is a MicroPrp International product and should be available from most software suppliers.

TEXTWRITER III

Lifeboat Associates Ltd,
PO Box 125,
London WC2H 9LU
Phone: 01-836 9028
Telex: 893709

WORD PROCESSING SYSTEM

Interface Micro Systems,
160 High Street,
Southend-on-Sea,
Essex SS1 1JX
Phone: 0702 69961
Contact: Terry Willingham
Price: £100

WORDSTAR

This is a MicroPrp International product and should be available from most software suppliers.

**NEXT
MONTH**

AN ARGUS SPECIALIST PUBLICATION

electronics today

INTERNATIONAL

AUDIO SPECIAL TIME!

'AUDIO DESIGN' AMPLIFIER

Since the end of the series 'Audio Design', we've had a steady stream of enquiries to ask when the amplifier mentioned then will be hitting the pages. Well, the answer to all you who've asked that of us is that the first part, featuring the preamp, will appear next month. It promises to be a goody, too — your very own editor is already first in the queue for the complete kit, when this becomes available.

You would think that preamp/power amp complementary units had been around for so long that no new innovations in the basic format could be found — but you'd be wrong! Whilst we cannot claim that no one had thought of the idea before, John Linsley Hood has made a modification to the basic format that seems so obvious as to make you wonder why you didn't think of it yourself — and this is not to mention all the top-class circuitry (there will be a few surprises in the power amp circuitry in the following issue).

EPROM CARD FOR THE ORIC/ATMOS

There has been a lack of projects on these pages for the Oric (and, consequently, for the new Atmos as well), but we're just about to fix all that! This EPROM card will allow you to program EPROMs and then read and verify them, and then, if desired, to actually run the software inside them on the computer. For ease of construction, only one location on the card can be used for programming, but the card is reconfigurable, so EPROM (and the on-board RAM) can be placed as desired in the memory map, making this card a very flexible tool for firmware development.

NOVEL LOUDSPEAKER PROJECT

A new type of drive unit from a company based in Liverpool has been raising a certain amount of interest. The drive units actually have a 'lozenge-shaped flat diaphragm, driven round the edges, which should, in theory, overcome the problem of different bits of the diaphragm on a conventional speaker moving out of phase with one another — apparently the Japanese have been working on the same idea for quite some time but have yet to deliver the goods. Readers of ETI will have their chance to reach the fore-front of technology with this project.



**ALL IN THE JUNE ISSUE OF ETI —
ON SALE FRIDAY MAY 4th.
PLACE YOUR ORDER NOW
OR RISK MISSING OUT!**

LORDS OF TIME

Joins our range of acclaimed pure-text puzzle adventures, at £9.90, for:

BBC 32K **COMMODORE 64** **SPECTRUM** 48K **LYNX** 48K **NASCOM** 32K **ORIC** 48K **ATARI** 32K

ADVENTURE REVIEWS

"Adventures which have a fast response time, are spectacular in the amount of detail and number of locations, and are available to cassette owners... Simply smashing!"

— *Soft, Sept 83*

"Colossal Adventure is included in Practical Computing's top ten games choice for 1983: 'Poetic, moving and tough as hell.'"

— *PC, Dec 83*

"Colossal Adventure... For once here's a program that lives up to its name... a masterful feat. Thoroughly recommended"

— *Computer Choice, Dec 83*

"Colossal Adventure is one of the best in its class. I would recommend it to any adventurer."

— *Acorn User, Feb 84*

"Adventure Quest... This has always been one of the best adventures for me as it seems to contain the lot. In all it took me about eight months to solve."

— *PCW, 18th Jan 84*

"To sum up, Adventure Quest is a wonderful program, fast, exciting and challenging. If you like adventures then this one is for you"

— *NILUG issue 1.3*

"Colossal Adventure is simply superb... For those who want to move onto another adventure of similar high quality, Dungeon Adventure is recommended. With more than 200 locations, 700 messages and 100 objects it will tease and delight!"

— *Educational Computing, Nov 83*

ADVENTURE REVIEWS

"Colossal Adventure... undoubtedly the best Adventure game around. Level 9 Computing have worked wonders to cram all this into 32K... Finally **Dungeon Adventure**, last but by no means least. This is the best of the lot — a truly massive adventure — you'll have to play it yourselves to believe it."

— *CBM 64 Users Club Newsletter*

"The puzzles are logical and the program is enthralling. **Snowball** is well worth the money which, for a computer program, is a high recommendation."

— *Micro Adventurer, Dec 83*

"**Snowball**... As in all Level 9's adventures, the real pleasure comes not from scoring points but in exploring the world in which the game is set and learning about its denizens... this program goes to prove that the mental pictures conjured up by a good textual adventure can be far more vivid than the graphics available on home computers."

— *Which Micro?, Feb 84*

"**Lords of Time**. This program, written by newcomer Sue Gazzard, joins my favourite series and is an extremely good addition to Level 9's consistently good catalogue... As we have come to expect from Level 9, the program is executed with wonderful style — none of those boring 'You can't do that' messages! Highly recommended."

— *PCW, 1st Feb 84*



MIDDLE EARTH ADVENTURES

1: COLOSSAL ADVENTURE

A complete, full size version of the classic mainframe game "Adventure" with 70 bonus locations added.

2: ADVENTURE QUEST

Centuries have passed since the time of Colossal Adventure and evil armies have invaded The Land. The way is long and dangerous, but with cunning you can overcome all obstacles on the way to the Black Tower, source of their demonic power, and destroy it.

3: DUNGEON ADVENTURE

The trilogy is completed by this superb adventure, set in the Dungeons beneath the shattered Black Tower. A sense of humour is essential!

THE FIRST SILICON DREAM ADVENTURE

1: SNOWBALL

The first of Pete Austin's second trilogy. The giant colony starship, Snowball 9, has been sabotaged and is heading for the sun in this massive game with 7000 locations.

THE LORDS OF TIME SAGA

7: LORDS OF TIME

Our congratulations to Sue Gazzard for her super design for this new time travel adventure through the ages of world history. Chill to the Ice-age, go romin' with Caesar's legions, shed light on the Dark Ages, etc.

Price: £9.90 each (inclusive)

Level 9 adventures are available from good computer shops, or mail-order from us at no extra charge. Please send order, or SAE for catalogue, to:

LEVEL 9 COMPUTING

Dept C, 229 Hughenden Road,
High Wycombe, Bucks HP13 5PG
Please describe your computer

ARCADE HARTBUSTERS

BRITAIN'S SOFTWARE CHARTS

1 ATIC ATAC
(Ultimate) – Spectrum (3)

2 JET SET WILLY
(Software Projects) – Spectrum (2)

3 SPACE PILOT
(Anirot) – CBM 64 (–)

4 MANIC MINER
(Software Projects) – Spectrum (–)

5 MANIC MINER
(Software Projects) – CBM 64 (–)

6 BONGO
(Anirot) – VIC 20 (–)

7 LIGHT CYCLES
(PSS) – Spectrum (–)

8 FALCON PATROL
(Virgin) – CBM 64 (4)

9 HUNCHBACK
(Ocean) – Spectrum (–)

10 FLYING FEATHERS (–)
(Bubble Bus) – CBM 64

NON-ARCADE HARTBUSTERS

BRITAIN'S SOFTWARE CHARTS

1 TWIN KINGDOM VALLEY
(Bug Byte) – CBM 64 (3)

2 GOLF 64
(Abrasco) – CBM 64 (–)

3 HOBBIT
(Melbourne House) – Spectrum (2)

4 HOME MANAGER
(Abrasco) – CBM 64 (–)

5 GOLF SPECTRUM
(Abrasco) – Spectrum (–)

6 TWIN KINGDOM VALLEY
(Bug Byte) – BBC (–)

7 POOL
(CDS) – Spectrum (–)

8 MAD MARTHA
(Microgen) – Spectrum (–)

9 DRAGONBANE
(Quicksilver) – Spectrum (–)

10 THE VALLEY
(APS Software) – VIC 20 (–)

by the ASP Market Research Group

Compiled with the assistance of
Britain's leading software distributors,
including: Pinnacle, SDL, PCE,
Websters, PCS and Software Centre.

COMPUTER ROBOTICS TRAINING

FULL TIME COLLEGE COURSE

SUITABLE FOR APPLICANTS WHO WISH TO ENTER COMPUTER SERVICE OR RELATED INDUSTRIES — HIGH PERCENTAGE OF PRACTICAL COURSE WORK

15 MONTHS

B TEC Certificate in Computing Technology

9 MONTHS

B TEC Higher Certificate in Computing Technology

Subjects: Foundation Electronics, Digital Techniques, Microelectronics, Microprocessors, Microcomputer Based Systems, Industrial Robotics, Machine Code & High Level Programming.

Shortened courses can be arranged for applicants with previous knowledge.

Courses commence Sept, Jan and April (Higher Cert Sept only). Prospectus from:

LONDON ELECTRONICS COLLEGE (Dept C5/6)
20 Penywern Road,
Earls Court, London SW5 9SU.
Tel: 01-373 8721

DRAGON, BBC, SPECTRUM DEALERS

BBC B Computer 1.2 O.S.	£399.00
1.2 ROM	£8.00
Tatung RGB Monitors	£247.00
Microvitec Monitor	£247.00
Sanyo Green Monitors	£97.00
Disc Drives from:	£199.00
Joysticks (Pair)	£17.90
Wordwise Word Processor	£39.00
View Word Processor	£59.00
Acorn Electron (Phone Availability)	
All connectors, plugs and sockets for BBC, ribbon cable, discs	
C.20 C.15 C.12, cassettes etc. in stock	
Centronics Printer Cable (BBC & Dragon)	£12.90
R.T.T.Y. Program for BBC B	£7.50
R.T.T.Y. Circuit Board including instructions	£6.30
R.T.T.Y. Epron Version	£20.00
Computer Dust Covers	£3.00
Star Gemini 10X Printer incl cable	£275.00
CP80 Printer (Inc. Cable)	£230.00
Printer Cable (BBC or Dragon 32)	£12.90
Epson RX80, FT, FX80	(Phone availability)

DRAGON SERVICE CENTRE

Dragon 32	£150.00
Dragon 32 Disc Drive (Inc. Controller)	£275.00
Joysticks (pair)	£14.90
ZX Spectrum 48K	£129.00
ZX Spectrum 16K	£99.90

Wide range of software for BBC, Dragon 32, ZX Spectrum etc. Please send SAE for full list. Post and package on small items £1. All available mail order. Access and Visa. 24 hour phone. All prices include VAT at 15%.

S P ELECTRONICS

48 Linby Road, Hucknall, Notts NG15 7TS.
TEL: Notts (0602) 640377

LUCAS MICRO

LUCAS LX


MEMORY	64K RAM expandable to 256K
LANGUAGE	Microsoft BASIC
CASSETTE	300 or 1200 baud
DISC	Single or twin 5¼ floppy disc drives DOS CP/M 2.2 (supplied) or NAS-DOS
KEYBOARD	QWERTY <input checked="" type="checkbox"/> CURSOR <input checked="" type="checkbox"/> NUMERIC <input checked="" type="checkbox"/> FUNCT <input checked="" type="checkbox"/>
DISPLAY	TV <input checked="" type="checkbox"/> MONITOR <input checked="" type="checkbox"/> SUPPLIED <input checked="" type="checkbox"/>
INTERFACE	PARA <input checked="" type="checkbox"/> SERIAL <input checked="" type="checkbox"/> BUS <input checked="" type="checkbox"/>
GRAPHICS	BLOCK <input checked="" type="checkbox"/> USER <input checked="" type="checkbox"/> LINE <input type="checkbox"/> RES 392 by 256 COLOUR 8 TEXT 80 by 25

Notes. The Lucas LX is a Z80A microcomputer aimed more at the professional and business user. Hence 5Mb Winchester disc interfacing is provided. Popular printers may be used with the RS232 serial interface, and a Centronics interface is also provided. There is an additional parallel interface connector for providing up to 16 on/off signals. The monitor supplied as standard is a 12" monochrome version: a colour monitor is also available. The high res colour graphics may be 392 by 256 in eight colours, or 784 by 256 in two colours. A wide range of applications software is available via the CP/M operating system, including Wordstar, Supercalc, and Calstar.



NASCOM 3

MEMORY	48K RAM 14K ROM
LANGUAGE	Microsoft BASIC
CASSETTE	300 or 1200 baud
DISC	extra DOS CP/M or NAS-DOS
KEYBOARD	QWERTY <input checked="" type="checkbox"/> CURSOR <input type="checkbox"/> NUMERIC <input type="checkbox"/> FUNCT <input type="checkbox"/>
DISPLAY	TV <input checked="" type="checkbox"/> MONITOR <input checked="" type="checkbox"/> SUPPLIED <input type="checkbox"/>
INTERFACE	PARA <input checked="" type="checkbox"/> SERIAL <input checked="" type="checkbox"/> BUS <input checked="" type="checkbox"/>
GRAPHICS	BLOCK <input checked="" type="checkbox"/> USER <input checked="" type="checkbox"/> LINE <input type="checkbox"/> RES 784 by 256 (two colours) 392 by 256 (four colours) COLOUR 8 TEXT 25 by 80
SOUND	optional



DEALER CBM MICRODEALER

DEVON

PLYMOUTH'S **nascom**
DEALER
S & R BREWSTER LIMITED
86-88 Union Street, Plymouth PL1 3HG
Tel: 0752 665011 Open: 6 days

DORSET

PARKSTONE COMPUTER SYSTEMS
Main Nascom Dealer & Service Centre
Also Dealers for Gemini, Transtec,
Genie
18 Station Road, Lower Parkstone,
Poole, Dorset BH14 8UB.
Tel: PARKSTONE (0202) 746555

ZIPPY ELECTRONICS

West Dorsets Nascom Dealer
Business and Personal Computer
Systems, Printers, Software. Tel:
Bridport (0308) 56539
Mail Order Service operated.
Access/Barclaycard accepted.

SUFFOLK

M. D. W. ELECTRONICS
47 Woodbridge Rd. East, Ipswich
IP4 5QN.
Tel: (0473) 78295
Nascom, Nasbus, Gemini, Multi-
board Stockists.

WALES

BYTE-RITE

Llandaff R & TV Ltd, 24-26 High St.,
Llandaff, Cardiff. Tel: 0222 563760
Nascom, Gemini, Lucas Logic, C.A.D.,
Networks, Dragon, Peripherals.

WARWICKSHIRE

BUSINESS & LEISURE
MICROCOMPUTERS
16 The Square, Kenilworth,
Warwickshire CV8 1EB
Tel: 0926 512127

We are the largest Lucas Nascom
dealer in the UK and carry the greatest
variety of products for this range of
computers.

CHESHIRE

Automated Business Equipment
Ltd — Stockport — 061-432 0708
CBM specialist for industrial
accounts, management graphics
and planned maintenance.

HERTFORDSHIRE

Alpha Business Systems Ltd
Church Street, Industrial Area, Ware,
Herts. Tel: 0920 68926
Specialists in recommending and
supplying complete systems for small
businesses.

LANCASHIRE

COMMODORE BUSINESS
SYSTEMS
Commodore Home Computers
Software and Hardware
01 - 228 1637
2/4 Oxford Road, Manchester
M1 5QA (Opposite BBC)

LONDON

MAYFAIR MICROS

for a full range of Commodore
equipment at very competitive
prices. 5th Floor, 65 Duke Street,
London W1. Tel: 01-629 2487



The store with everything for the en-
thusiast. Official Commodore Dealer
and service and information centre.
24 The Parade, Silverdale, Newcastle,
Staffs. Tel: 0782 636911.

TYNE & WEAR

KEY COMPUTER SERVICES
LIMITED
Micro Computer solutions to everyday
business problems.
Osborne House, 28 Osborne Road,
Newcastle upon Tyne NE2 2AJ.
Telephone: (0632) 815157
Directors: J. Sowerby, V. Sheperdson.

WALES

SIGMA SYSTEMS LTD
266 North Road, CARDIFF
Tel: 621414
Also authorised dealer for CBM
Digital, IBM, ACT, Sirius &
Apricot.

WEST MIDLANDS

MICRO BUSINESS CENTRE LTD
Wolverhampton Computer Centre, 17-
19 Lichfield Street, Wolverhampton,
West Midlands WV1 1EA. Tel: (0902)
29907 or 29021
Complete range of Commodore pro-
ducts always available.

WORCESTERSHIRE

MINSTER
MICROCOMPUTERS LTD
Pegasus Integrated Accounts, Word-
pro Word Processing, DMS Manage-
ment Information Systems. Contact
Mike Page, Sales Manager on 0562
68277, Burgale Lodge, Franche,
Kidderminster, Worcs.

COMMODORE 720

MEMORY 256K 20K ROM
LANGUAGE Commodore BASIC
CASSETTE 300 baud
DISC Twin in-built floppy drives
KEYBOARD QWERTY ☒ CURSOR ☒ NUMERIC ☒ FUNCT ☒
DISPLAY TV ☐ MONITOR SUPPLIED ☒
INTERFACE PARA ☒ SERIAL ☒ BUS ☐
GRAPHICS BLOCK ☒ USER ☐
LINE ☐ RES 80 by 25
COLOUR 16 TEXT 80 by 25
SOUND Three channels

Notes. The Commodore 720 is the top model in the 700 range of business machines. It is built round the 6509 processor, but there is a dual processor (Z80 or 8088) option. The machine has been designed to meet the IEC specifications. The black-and-white monitor screen is integral and features tilt and swivel. The keyboard may be detached. The dual disc drives are built-in to the main housing and use DMA transfer, increasing speed.



COMMODORE 64

MEMORY 64K RAM 26K ROM
LANGUAGE PET BASIC
CASSETTE 300 baud
DISC extra DOS
KEYBOARD QWERTY ☒ CURSOR ☒ NUMERIC ☐ FUNCT ☒
DISPLAY TV ☒ MONITOR SUPPLIED ☐
INTERFACE PARA ☒ SERIAL ☒ BUS ☒
GRAPHICS BLOCK ☒ USER ☒
LINE ☐ RES 80 by 25
COLOUR 16 TEXT 40 by 25
SOUND Three channels

Notes. The Commodore 64 is a 6510 based micro that can also use Pascal, COMAL, LOGO, FORTH and PILOT. Programs can be loaded from cassette recorder or disc drives, both extra, or cartridges. The various peripherals include printer, joysticks and games paddles.



SHARP

MICRODEALER

SHARP MZ-80A

MEMORY	48K RAM	4K ROM
LANGUAGE	Microsoft BASIC	
CASSETTE	1200 baud (built-in)	
DISC	extra	DOS
KEYBOARD	QWERTY ✓	CURSOR ✓ NUMERIC ✓ FUNCT ✓
DISPLAY	TV □	MONITOR ✓ SUPPLIED ✓
INTERFACE	PARA ✓	SERIAL □ BUS ✓
GRAPHICS	BLOCK ✓	USER □
	LINE □	RES 80 by 50
	COLOUR	TEXT 25 by 40
SOUND	Single channel	

Notes: The Sharp MZ-80A is a Z80 based micro. An expansion unit, printer, floppy disc unit and other peripherals are available. Other languages can also be used such as Pascal merely by replacing the tape. With the floppy disc option the machine can respond to higher level software such as Disc BASIC and FDOS (including BASIC compiler). A small range of business and educational software is available. The supplier is **Sharp Electronics (UK) Ltd**, Thorp Road, Newton Heath, Manchester M10 9BE.



SHARP MZ-80B

MEMORY	64K RAM	2K ROM
LANGUAGE	BASIC (on tape)	
CASSETTE	1800 baud built-in	
DISC	extra	DOS
KEYBOARD	QWERTY ✓	CURSOR ✓ NUMERIC ✓ FUNCT ✓
DISPLAY	TV □	MONITOR ✓ SUPPLIED ✓
INTERFACE	PARA □	SERIAL □ BUS ✓
GRAPHICS	BLOCK ✓	USER □
	LINE ✓	RES 320 by 200
	COLOUR	TEXT 25 by 80
SOUND	3 channels	

Notes: The Sharp MZ-80B is a Z80A based micro. Various other languages can be loaded as the machine is "soft", no language being fitted in ROM. Expansion unit, the MZ-80P5 printer and the MZ-80FB floppy disc drive are also available. The supplier is **Sharp Electronics (UK) Ltd**, Thorp Road, Newton Heath, Manchester.



BERKSHIRE

Kuma Computers Limited

Fully support with software and hardware. Sharp 700, Sharp MZ80A, and MZ80B.
11 York Road, Maldenhead, Berks. Phone for details — 0628 71778

MIDLANDS

JAXREST LTD
Linton House,
Catherine Street, Aston,
Birmingham.
Tel: 021 328 0543
Sharp Service and Support

COMPUTER 100

181 Oxford House, Reading,
Berks RG1 7UZ
TEL: 0734 591616
One of the UK's largest stockists

NORFOLK

GRASSROOT COMPUTERS
25 Wellington Rd., Dereham.
TEL: 0362 4640
Specialist in small business computing. Send for details of stockbox — the complete and thorough stock system with 2,500 items per disc. Other modules to follow.

CAMBRIDGESHIRE

MS CONSULTANTS (CAMBRIDGE) LTD
152 High Street, Huntingdon,
PE18 6TF. Tel: 0480 51721
Specialists in Sharp
Hardware & Software

SCOTLAND

micro change Ltd
5 Annfield Place, Glasgow C31 2XN
Tel: 041 - 554 7623
SHARP ALTOS SUPERBRAIN
Call us for your software and hardware requirements — We will tailor our data base to meet these.

LANCASHIRE

Sumita 12-14 Avenham St.
Preston (0772) 51686
Sharp MZ-3541 Based Software, Bakerhouse Orders System, Barstock System.
SALES — SERVICE SOFTWARE

LOWDATA SYSTEMS
A Division of Lowdon Bros & Co (Engineers Ltd) PO Box 53, Blackness Road, Dundee DD1 9JG
Tel: (0382) 22314
Full range of Sharp Equipment stocked

LINCOLNSHIRE

SHARP CENTRE
16 Melville Street, Lincoln.
Tel: Lincoln 32379
All Sharp Microcomputers. Specialists in Industrial Process Control Systems. Customers include British Telecom, M.O.D. CIRA & CTA Members

WALES

STEVE'S COMPUTER COMPANY LTD
CASTLE ARCADE, CARDIFF.
Tel: 0222 — 371578
OPEN: Mon — Sat 9 - 5.30
For Components to Computers

LONDON

SHARPSOFT LTD.
With the Sharp user in mind. For the keenest prices on hardware or full range of software contact the Sharp Computer Specialists.
Sharpssoft Ltd, Crisallen House, 86-90 Paul Street, London EC2.
Tel: 01 - 729 5588.

WEST SUSSEX

MICROCENTRE LTD.
SYSTEMS, SOFTWARE SERVICE, SUPPORT
28-30 Station Road,
Bognor Regis, Sussex.
TEL: 0243 827779

MICROS FOR MANAGERS

149 Gloucester Rd.,
London SW7 4TH
New program for PC1251: cost estimate and stock additive. PC5000 stock £1639. Ask us for portable and pocket computer hardware and software.
Tel: 01-370 5125
for appointment

YORKSHIRE

PROGRAM 1
For Business Software
35 Albion Street, Hull.
TEL: 0482 20022

COMPUTING TODAY

Lineage: 40p per word.

Semi display: £9.00 per single column centimetre
Ring for information on series bookings/discounts.

All advertisements in this section must be prepaid.
Advertisements are accepted subject to the terms and conditions printed on the advertisement rate card (available on request).



01-437 0699

Send your requirements to:
IAN ATKINSON
ASP LTD, 1 GOLDEN SQUARE,
LONDON W1

ACCESSORIES

BLANK CASSETTES! TOP QUALITY PROFESSIONAL BRAND COMPUTER/AUDIO CASSETTES AT BUDGET PRICES

Packed in boxes of 10 cassettes complete with labels, inlay cards and library cases. Prices include VAT post & packing

Length	Box Price (10)	Qty	Amount
5 min	£4.35		
10 min	£4.90		
12 min	£4.95		
15 min	£5.00		
30 min	£5.20		
60 min	£5.80		
90 min	£7.50		

Cheque/Postal Order enclosed for £.

NAME
ADDRESS

PROFESSIONAL MAGNETICS LTD
Dept CT, Cassette House,
329 Hunslet Rd., Leeds.
Tel: (0532) 706066

Quality Cassettes/Disks/Paper

5 x C15 Cassettes.....	£2.60
10 x C15 Cassettes.....	£4.90
5 x C20 Cassettes.....	£3.00
10 x C20 Cassettes.....	£5.50
5 1/4 ssdd Diskettes £1.40 each. Listing Paper (11" x 9.5") 500 Sheets only	£5.00. Labels, Cases & Postage Inclusive. Cheques, PO's to:

C & S COMPUTER SERVICES,
144 Sutcliffe Avenue, Grimsby, South
Humberside DN33 1AP.

HARDWARE

SHARP MZ-711

64K Personal Computer
SAVE OVER £39.00 WITH MZ101
DATA RECORDER PLUS 10 FREE
GAMES
Our special price £247.00

Also Available
MZ101 4 colour printer £127.

All prices include VAT
FREE DELIVERY
Mail Order. Send Cheque/PO
or quote Access no.
Send SAE for software lists

HIGNETT'S Computers,
Dept PCT, 71/73 Rocky Lane,
Anfield, Liverpool L6 4BB

NEWBRAIN & SANYO

Professional Micro Computers for
the price of hobby machines.

Newbrain on Special Offer
SANYO 550/555 COMPUTERS
Micropro Wordstar, Calstar etc at
no extra cost! Printers: Epson,
KDC, Juki, Shinwa, Daisystep 2000
etc. Sanyo Monitors & Recorders.
Call STEVENAGE (0438) 812439
anytime for hardware/software lists
Mail Order and Access facilities

ANGELA ENTERPRISES
4 Ninnings Lane, Rabeley Heath,
Welwyn, Herts AL6 9TD.

REPAIRS

COMMODORE REPAIRS

by CMB approved service engineers: for all out of guarantee units
Eg. Vic 20, CBM 64, C2N Datasette,
printers, Vic 20 modulators, disc
units etc. For more details or SAE:

G. C. Bunce & Son
36 Burlington Road, Burnham,
Bucks SL1 7BQ.
TEL: (06286) 6196

ADD-ONS

VIC20 CBM 64 OWNERS!!!

Buy direct from the manufacturers and save pounds!!!

3 Slot Switchable Motherboards VIC20	£18.95***
4 Slot Switchable Motherboards VIC20	£21.50***

NEW NEW NEW

ROBOT DRIVE INTERFACE. Plugs
into Vics or 64S user port and gives
complete computer control of DC
motors. Contains all the circuitry for
stop start and reverse. Comes
complete with software cassette
giving full instructions and control
program £21.50

L. W. Staines & Co.,
Unit 2, Roding Trading Estate,
London Road, Barking, Essex
IG11 8BU Tel: 01-591 2900

SOFTWARE APPLICATIONS

CORTEX — FORTH

Full fig-forth with extensions for
power tran cortex computer.
Supports Disc and cassette; 40
page manual. 16K supplied in two
256K Eproms. Replaces 1st two
Basic Eproms. £35 inclusive

LOMBARD SYSTEMS
18 Lombard Street, Lidlford,
Bedford MK43 0RP.

TRS-80 V. GENIE LII. Add fifteen
new program commands to your
Basic, with our extender utility
program, Machine Code. £10.50.
Send to: Olympic Software, 15
Arnhem Close, Aldershot, Hants
GU11 1RJ

COMMODORE 64

Urgently required: utility or serious
applications programmes. Good
royalties or cash paid.

CLARK KENT SOFTWARE,
26 North Cape Walk, Corby,
Northants NN18 9DG

COMMODORE 64 "SPRITER"

Enables single or multicolour
sprites to be designed interactively,
compiled and saved to tape. Tape
£3.50 to:

P. STRATFORD
43 Chancetonbury Drive,
Shoreham, Sussex BN4 5FR

SERVICES

ELIMINATE FAULTY CASSETTES

DataClone is the first
company in the UK established
specifically for the duplication
of data cassettes.

All other duplicating houses
are audio orientated — only
DataClone has a duplicating
system designed from scratch
purely to handle computer
information.

The result?

Greatly improved reliability in
data transfer rates from 300 to
beyond 2400 baud — previously
unattainable.

All formats catered for.
Quantities from 100 to infinity.

Contact us now for brochure.

DataClone — the first
specialist service for computer
cassettes.



DATACLONE

Unit 1, Roslin Square, Roslin Rd.,
Acton, London W3.
Tel: 01-993 2134 Telex: 21879

FERRANTI I.Te.C.

BBC MICRO CASSETTE LEADS

- (a) 7 pin din to 7 pin din
- (b) 7 pin din to 2 x 3.5 mm & 1 x 2.5 mm Jacks
- (c) 7 pin din to 3 pin din & 1 x 2.5 mm Jack

ONLY £2.25 ea inc p&p/VAT

Ferranti Oldham ITeC
Department 101, Orme Mill,
Crimbles Street, Waterhead,
Oldham OL4 3JA

PROBLEMS WITH YOUR MACHINE? SCAN OUR SERVICES/ REPAIRS SECTION

SOFTWARE GAMES

ATARI 400/800 TRS80 1/3 GENIE I/II

Arcade and adventure games, educational and utility programs. On tape. SAE for details.

Please state micro.

T. Smith Software (Dept PCT)
20 Wesley Grove, Portsmouth,
Hants PO3 5ER
MAIL ORDER ONLY PLEASE

747 PILOT for VIC20 with super expander cartridge or new 8K/16K expansion RAM version, £6.99. Vicity (CT), 12 Leahill Close, Malvern, WR14 2UE.

ALARMS

BURGLAR ALARM equipment. Please visit our 2,000 sq. ft. showrooms or write or phone for your free catalogue. C.W.A.S. Ltd., 100 Rooley Avenue, Bradford BD6 1DB. Telephone: 0274 731532.

FOR SALE

NASCOM 2 32K Nas-Sys 1, Zeap, Nas-Dis, Wordease, Nas-Debug, B&Pcs toolkit, lots of software, magazines, etc. Full documentation, £300 also Grange cassette file storage system operates via PIO £55. Tel: 0993-842383.

BOOKS AND PUBLICATIONS

PARAPHYSICS Journal (Russian Translations); Psychotronics, Kirlianography, Heliphonic Music, Telekinetics, Computer Software. SAE 4 x 9". Paralab, Downton, Wiltshire.

ILLUSTRATIONS

SUPERB ILLUSTRATION. 01-836 3653.

**TO FILL
THIS
SPACE
RING IAN
NOW ON
01-437 0699**

CLASSIFIED ADVERTISEMENT — ORDER FORM

1.	2.	3.
4.	5.	6.
7.	8.	9.
10.	11.	12.
13.	14.	15.

When placing your ad, please state classification required. 40p per word.

Send to: **ASP Classified, 1 Golden Square, London W1.**

Tel: 01 - 437 0699

Name

Address

Tel.No.(Day)

Please place my advert in **COMPUTING TODAY** for issues commencing as soon as possible.

It's easy to complain about advertisements. But which ones?

Every week millions of advertisements appear in print, on posters or in the cinema. Most of them comply with the rules contained in the British Code of Advertising Practice.

But some of them break the rules and warrant your complaints.

If you're not sure about which ones they are, however, drop us a line and we'll send you an abridged copy of the Advertising Code. Then, if an advertisement bothers you, you'll be justified in bothering us.

The Advertising Standards Authority.

If an advertisement is wrong, we're here to put it right.

ASA Ltd, Dept 2 Brook House, Torrington Place, London WC1E 7HN



COMPUTAMART

AT A GLANCE... AT A GLANCE... AT A GLANCE... AT A GLANCE... AT A GLANCE... AT A GLANCE...

BERKSHIRE

Micro General

PRINTER SPECIALISTS

Call for advice on printer selection.
Epson & Microline stockists. Interfaces & cables
available for all popular micros.

6 THE BIRCHWOODS, TILEHURST, READING.
TEL: 0734 25226

CHESHIRE

northern computers

Churchfield Rd.,
Frodsham.
Tel: (0928) 35110

Open: 6 days 9-6. Retail and Wholesale. Apple II & III,
Atom, BBC, VIC20/64, Newbrain, Dragon 32, Electron,
Spectrum. All accessories. Easy parking off M56

Computer Junk Shop

We Buy, Sell, Break Computers & Peripherals.
10 Waterloo Rd. Widnes, Halton. Tel: 051 420 4590

CORNWALL/DEVON

A. B. & C. COMPUTERS (CT)
Duchy House, 6 Lower Aylmer Sq., St. Austell.
Tel: 0726 64463/67337

Wide range of popular Micros, Printers, books and
accessories. We stock all U need — try us first for
service and competitive prices

**LOOKING FOR MICRO-
COMPUTER HARDWARE OR
SOFTWARE?
THEN LOOK NO FURTHER
THAN COMPUTAMART**

HERTFORDSHIRE

NEWBRAIN & SANYO HARDWARE & SOFTWARE

Printers, Epson, Shinwa, Juki etc. Monitors, Tape
Recorders, Books, Expansions, CP/M, Sayno 550/
555 Computers, Access/Mail Order. Ask for details.

ANGELA ENTERPRISES
Tel: Stevenage (0438) 812439 anytime

NORTH KENT

MEDWAY COMPUTERS

141 NEW ROAD, CHATHAM.
Tel: 0634 826080

Open Mon-Sat 10 - 5. Closed Weds.
Most computers and software stocked

LANCASHIRE

LANCASHIRE MICROS

51 QUEEN STREET, MORECAMBE.

Tel: 411435. Also open Sundays.

Sinclair, Commodore, Acorn, BBC, Dragon,
Authorised dealer for Bug-Byte, Imagine, Quicksilver
Artic, Melbourne House, Silversoft etc.



LEIGH COLOUR
LABORATORY LTD
87 Chapel St., LEIGH,
Tel: 0942 607661
Open: 9 — 5.30.

NSC COMPUTER SHOPS

29 Hanging Ditch, Manchester.
Tel: 061 832 2269

Open: Mon-Fri 9.30am-5.30pm,
Sat 10-5. Retail and Wholesale.

LINCOLNSHIRE

SHARP CENTRE
16 Melville Street,
Lincoln.

Tel: Lincoln 32379.

Open: 9am-5.30pm closed Wed.

LONDON

HENRY'S

COMPUTER SHOP

404-406 Edgware Road, London W2 1ED.
Tel: 01-402 6822

Open: 6 days a week. Order by phone or call
in and see for yourself

A. J. Duchesne (Computer Consultants) Limited

Specialists in Small Business Computing
10-12 Creechurch Lane, London EC3A 5AY
Telephone: 01-621 0433

COMPUTING +

264 Earls Court Road, London SW5. Tel: 01
373 4508 or 01 373 5000 Ext 240 Suppliers of
mini and micro computers for home and office
use, together with supporting software. Leading
manufacturers' products supplied.

SOUTH LONDON

CROYDON COMPUTER CENTRE



Authorised Acorn Service Centre
29a Brigstock Rd., Thornton Heath,
Surrey. Tel: 01 - 689 1280
BBC, Acorn, Electron, Genie, Oric,
Kaga, Microvitek, Zenith Monitors,
OKI 80, 82A, 84 Printers, Paper,
Ribbons, Software etc. BUY-HIRE

MIDDLESEX

L.B. ELECTRONICS

11 Hercies Rd, Hillingdon.

Tel: Uxbridge 55399 (24hr ans. service)
Open: 6 days, 9.30am-6pm, (lunch 1-2.15 except Sat)
Surplus equipment, memory, EPROMs etc. Also
established mail order service.

NORFOLK

ANGLIA COMPUTER CENTRE

88 St Benedicts Street,
Norwich.

Tel: (0603) 29652/26002.

Open: 6 days 9am-5.30pm.

NORTHAMPTONSHIRE

NORTHAMPTON HOME COMPUTER CENTRE

58A Wellingborough Road, Northampton.
Tel: (0604) 22539

Open: 6 days a week from 10 - 6

NORTHERN IRELAND

NEWBURN

Ballycorry
Co. Antrim

6 Days until 8pm. Gemini, Galaxy, Nascom,
Acorn Computers, Discs, monitors, printers,
servicing, hire, Industrial Control Accounts,
Word Processors etc

WHITEHEAD 78330

SCOTLAND

VICTOR MORRIS GLASGOW

TANDY TRS 80, VIC 20, VIDEO GENIE, APPLE
PANASONIC, CUMANA, EPSOM ETC.

340 Argyle Street, Glasgow G2: 041 221 8958

SUSSEX

GAMER

24 Gloucester Road, Brighton.
Tel: 0273-698424.

Open: Mon-Fri 10am-5.30pm,
Sat 9am-5.30pm.

TYNE AND WEAR

HCCS ASSOCIATES

533 Durham Rd., Low Fell,
Gateshead. Tel. Newcastle 821924.

Open: 6 days 9am-5.30pm (Sat
10am-5.30pm). Specialists in: Acorn,
BBC, Video Genie, VIC 20.

WALES

STEVE'S COMPUTER COMPANY LTD

CASTLE ARCADE, CARDIFF
Tel: 0222 — 371578

OPEN: Mon — Sat. 9 — 5.30
FOR COMPONENTS TO COMPUTERS

**BOOK THIS
SPACE NOW
RING
01-437 0699**

COMPUTAMART

AT A GLANCE...AT A GLANCE...AT A GLANCE...AT A GLANCE...AT A GLANCE...AT A GLANCE...

WALES

SIR Computers Ltd.

91 Whitchurch Road, Cardiff.
Tel: 0222 - 21341



WARWICKSHIRE

OEM MicroCentre

OEM COMPUTER SYSTEMS

9-11 Regent Street, Rugby CV21 2PE,
Tel: (0788) 70522/3/4

THE FINEST COMPUTER SHOWROOMS IN THE MIDLANDS

WARWICKSHIRE

**BUSINESS & LEISURE
MICROCOMPUTERS**
16 The Square, Kenilworth.
Tel: Kenilworth 512127.

Open: Mon-Fri 9am-5pm. ½ day Thur
(lunch 1-2). Retail and Wholesale.



YORKSHIRE

BRADFORD'S COMPUTER SHOP

at Thomas Wright (Bradford)
Ltd., Thorite House, Laisterdyke.
Tel: Bradford 668890.

Open: Mon-Fri 8.45-5.30. (Sat 12am)

LOOKING FOR MICROCOMPUTER
HARDWARE OF SOFTWARE?

THEN LOOK NO FURTHER THAN

COMPUTAMART

CARVELLS OF RUGBY LTD

3/7 Bank Street, Rugby CV21 2QE
The Acorn/BBC Specialists

We also stock Texas T199 VIC 20, Dragon 32,
Commodore 64, Sinclair ZX81/Spectrum, Oric, Atari.
Disk drives, Epson, Juki, Shinwa & Olivetti Printers
and Books

Tel: Rugby 65275/6

Please include my business details in the next available issue of Computing Today:

Business Name:

Address:

Tel. No.:

Open Hrs:

Contact (Office Use Only):

Post To: Computamart, Computing Today, 145 Charing Cross Rd., London WC2H 0EE.



AD INDEX

Akhter Instruments	12
Beebugsoft	45
Brother Industries	IFC
Calco Software	69
Cambridge Learning	59
Cascade	5
David Husband	16
Digithurst	50
Handic	23
Level 9	74
Linco Data	69

London Electronics College	76
Molimerx	31
Newnes Technical Books	69
Oxford Computer Systems	53
Pegasus Software	63
Picturesque	5
S.P. Electronics	76
Spectravideo	IBC
Supersoft	OBC
Swanley Electronics	16
William Stuart Systems	50

The SV-328 just goes on growing...



With sophisticated 3-channel ADSR sound, high resolution sprite graphics and a rapidly expanding library of software, the Spectravideo SV328 is all you'd expect in a great games machine.

A slick word processor-style keyboard, CP/M* compatibility and massive RAM (expandable to full 144K) puts it in the business league.

And for keen programmers, the easy-to-use and space saving extended BASIC gives total control of all standard functions.

There's room to grow too—with a complete range of peripherals already available, including some of the best joysticks in the business.

At £262 the SV328 is great value for money!

Spectravideo SV 328: Memory — 32K ROM expandable to 96K, 80K on board RAM expandable to 144K. **Keyboard** — full word processor type, 87 keys, 10 function keys, built in cursor control. **Graphics** — 16 colours, 256 x 192 high resolution graphics, 32 sprites. **Sound** — 3 channels, 8 octaves per channel. **CP/M* compatibility** — to over 3000 existing software packages. **Storage** — cassette drive, 256K disk drive capacity. **Suggested retail price** — £262.

Spectravideo SV 318: Suggested retail price — £186.

Spectravideo Peripherals: Cassette Drive: Disk Drive — single: Disk Drive — double: Disk Drive — full Business Pack: Mini Expander: Super Expander: Monitor: Printer with Interface Card: Centronics Interface: RS 232 Interface: 16K RAM Pack: 64K RAM Pack: 80 Column Card: Coleco Adaptor: Quick Shot Joysticks.



Tomorrows Computers — Today

Spectravideo Ltd, 165 Garth Road, Morden, Surrey SM4 4LH
Telephone: 01-330 0101. Telex: 28704 MMH VANG

Fill in the coupon today and we'll mail you a full technical brochure and latest test reports of the amazing Spectravideo range, or see it for yourself at DG Leisure Centres and most leading computer stockists.

*CP/M is a registered trade mark of Digital Research Inc.

To: **Spectravideo Ltd**, 165 Garth Road, Morden, Surrey SM4 4LH

I am interested in Spectravideo computers and peripherals. Please send me the latest reports together with a full technical specification brochure.

Name: _____

Address: _____

Tel. No.: _____ STD Code: _____


CT/6/84

SUPERSOFT

the name to remember

for games

For only £8.95 you can buy a game that's exciting, soothing, and frustratingly addictive – all at the same time! STIX looks so different and sounds so different from all those other games that it will seem like being in another dimension when you sit down to play.



for business

Show your computer who's master with BUSICALC! Spreadsheet programs are used by large and small businesses to juggle with figures, prepare reports and so on. Some are very powerful indeed. The problem is that they're difficult to learn, and tricky to use – which is why we came up with the BUSICALC series.

Whether you choose BUSICALC 1, BUSICALC 2, or BUSICALC 3 you'll get a program you can understand – and one that almost seems to understand you. Use it in the home, use it for teaching, use it at work – it'll save you time and money.

Busicalc 2 7/753 (c) Supersoft (GB)

	a	b	c	d	e	f
			Jan	Feb	Mar	
INCOME:						
Wages	76.15	76.15	76.15	76.15	76.15	
Mortgage	12.54	12.54	12.54	12.54	12.54	
Rates	18.00	18.00	18.00	18.00	18.00	
Heating	60.00	60.00	60.00	60.00	60.00	
Food	12.00	12.00	12.00	12.00	12.00	
Clothes	20.00	20.00	20.00	20.00	20.00	
Petrol	10.00	10.00	10.00	10.00	10.00	
Savings						
Sub-total			209.29	209.29	209.29	
EXPENDITURE:						
Wages	76.15	76.15	76.15	76.15	76.15	
Mortgage	12.54	12.54	12.54	12.54	12.54	
Rates	18.00	18.00	18.00	18.00	18.00	
Heating	60.00	60.00	60.00	60.00	60.00	
Food	12.00	12.00	12.00	12.00	12.00	
Clothes	20.00	20.00	20.00	20.00	20.00	
Petrol	10.00	10.00	10.00	10.00	10.00	
Savings						
Sub-total			209.29	209.29	209.29	
NET CASH FLOW						
			6.31	5.71	5.18	
BANK BALANCE						
			106.31	112.02	117.12	
CARRIED OVER						

for programmers

MIKRO is a full 6502/6510 ASSEMBLER with the power that professional programmers need, yet so simple to use that we recommend it to beginners! The MIKRO cartridge has many other facilities including editing commands and a machine language monitor, all for £57.50.

There's much more for the 64 in the SUPERSOFT catalogue. Ask your computer dealer for a copy, or phone 01-861 1166.



The Best 64 Software

SUPERSOFT, Winchester House, Canning Road, Wealdstone, Harrow, Middlesex, HA3 7SJ Telephone: 01-861 1166